

SHADOWRUN[®]

QUICK-START RULES

Some shadowrunners say that the scariest words in the English language are "Trust me." I don't buy it. Any runner worth the name doesn't have enough trust left in him to meet his grandmother for breakfast without legwork and backup. No—by my reckoning, the scariest words around are "It'll be easy."

That's what Frankie said just after his call interrupted me at a little club in Redmond, right in the middle of the first poker game in weeks where I actually had a chance to come out ahead. "Can't this wait, Frankie?" I asked, staring glumly through his translucent AR image at my ace-high two pair and cutting hurried glances over the cards at the three suspicious slots across the table. We hadn't been working with Frankie long, but he'd set us up with some decent jobs so it wasn't smart to blow him off.

"You tell me," the ork said cheerfully in his vaguely Noo Yawk accent. "You want the job or not? You guys ain't exactly been flush lately—"

"Yeah, yeah." I sighed. He was right. Me, I wasn't quite wondering if I was going to have to start selling cyberware pieces to make rent, but—

"Don't worry," Frankie soothed. "It'll be easy. In and out. But ya gotta make up yer mind now—the job's tonight and if you don't wanna meet with Johnson I gotta find somebody else."

The two pair beckoned me, and the bozos were making noises across the table. I held up a placating hand and sighed again. I noticed I'd been sighing a lot these days. "Okay, Frankie, okay. Send me the details and give me half an hour to get everybody together."

Frankie's tusks rose in a grin as he signed off. I looked at the cards again. Surely I had time to finish out the hand. "Okay, see and raise fifty," I said, tossing chips in the middle.

"Call," said one of the yahoos. With a smile that showed three kinds of teeth—bad, tobacco-stained, and missing—he dropped a full house on the table.

It was going to be one of those nights.





SHADOWRUN

Any movement, action, or series of such made in carrying out plans which are illegal or quasilegal; crime for hire.

CHARACTER RECORD SHEETS

These pages record important information about your character—sample characters with complete sheets are in the middle of this booklet for ease of removal and cutting up for use!

THE SHADOWS HAVE EVOLVED!

The year is 2072. The world is not only Awakened—it's wired. Cyber- and bioware implants make your meat body better-than-flesh, while the wireless Matrix enhances your perceptions with hyper-real senses. Deals are made in steel and lead more often than gold or nuyen; success and failure live only a razor's edge apart. Creatures of myth and legend walk the streets, while the arcane skills of spellslingers are in high demand. Above it all, monolithic megacorps bleed the world dry, sabotaging each other in covert cutthroat competition as they go to war over the bottom line.

You're a shadowrunner, a street operative, scratching out a living on the mean sprawl streets. You may be human, elf, dwarf, ork or troll. From lethal street samurai to well-connected info brokers, spell-slinging mages to code-cracking hackers; no matter what, you're a professional—corporate pawn or “deniable asset”—you get the job done.

WHAT'S A ROLEPLAYING GAME?

Roleplaying games require one or more players and a gamemaster. The players control the main characters of the story. The gamemaster (GM) directs the action of the story and controls the opposition (known as non-player characters, or NPCs), the props, the setting, and everything else the player characters may encounter. Players and gamemasters must work together to build an intense and interesting adventure. As a player, you control a player character (PC)—a shadowrunner. All of the character's statistics and information are noted on your Character Record Sheet. During the course of the game, the gamemaster will describe events or situations to you. As you roleplay through some situations, the gamemaster will probably ask you to roll some dice, and the resulting numbers will determine the success or failure of your character's attempted action. The gamemaster uses the rules of the game to interpret the dice rolls and the outcome of your character's action.

In *Shadowrun*, you roleplay within the dystopian near-future world of 2072, where your every action can earn you the street cred to turn you into a living legend...or leave you forgotten in a back alley.

QUICK-START RULES

We have specifically designed these quick-start rules (QSR) to drop you straight into the hyper-dangerous, shadowy streets of 2072 in minutes! Read through these quick-start rules,

including the *Food Fight 4.0* encounter (p. 15), once ... it won't take long. Then jump right into playing *Food Fight 4.0*, which will have you practicing what you've just read, making the rules all the easier to understand and use.

Additional helpful information can be found along the sides of each page, pointing out useful tips and tricks for both players and gamemasters, as well as providing numerous examples—using the pre-generated characters found in these quick-start rules (see *Characters*, below)—of how the rules actually work in game play.

For ease of reference, the first appearance of any important term is bolded; such words will be used often through out the rules and game play.

DICE

Shadowrun uses a number of six-sided dice to resolve actions—normally through **Tests** (p. 4). A typical player, even in these quick-start rules, may use up to a dozen dice at any one time, so having plenty on hand is a good idea.

For ease of reference, once players have read the rules, we've included a dice icon next to any rules that requires a dice roll.



CHARACTERS

A character in *Shadowrun* is much like a character in a novel or film, except the player controls her actions. Composed of a collection of attributes and skills, a character has the personality the player injects into it.

Character Record Sheet

Character Record Sheets note the game statistics (numbers and information) that allow the personality that a player has interjected into his character to interact within the framework of *Shadowrun's* game system. In other words, as you move, interact with people and fight, all the information you need to know for those actions is tracked on the Character Record Sheet. The Character Record Sheet also tracks damage done to your character during combat.


For these quick-start rules, pre-generated Character Record Sheets (in the middle of this booklet) have been provided, with all their game statistics already noted, so players can

SAMPLE CHARACTER EXAMPLES

What to look for ...

Throughout the QSR, we have placed special examples that refer to one of the four sample characters found in the middle of this booklet.

These examples will give you an idea as to how to use certain abilities a character possesses during game play. They also help to explain exactly how various rules work during actual game play.



METATYPES

Humans: Standard model!

Elves: Tall, slender, with low-light vision.

Dwarfs: Short & stout with thermographic vision.

Orks: Tall like an Elf but much stockier, also with low-light vision.

Trolls: 2.5 meters tall and 300 kilograms, with thermographic vision

ATTRIBUTES

All of a character's attributes are listed on their Character Record Sheet. Sometimes you will see an attribute that has two numbers, like this: 4 (6)—use the number in parenthesis (in this case, the six) for any dice roll using the Quick Start Rules. The numbers in parenthesis represents attributes modified due to cyberware, magic, etc.

INITIATIVE

Reaction +
Intuition +

Implant & Magic modifiers +/-
= **Initiative**

immediately jump into the action. The front of the Character Record Sheet includes an illustration and short description, while the back contains all the game statistics.

As players read through the various rules, they may find that glancing at one of the pre-generated Character Record Sheets after reading a particular section will enable them to better understand how a given rule—such as attributes, skills and so on—works.

METATYPE

Characters may be of one of the five subgroups of Homo sapiens: human, elf, dwarf, ork, and troll. Non-humans are known as metahumans, while the five subgroups as a whole (including humans) are known as metahumanity. In the 2072s, humans are still the most numerous metatype.

ATTRIBUTES

Attributes represent a character's inherent abilities. In these quick-start rules, each character possesses nine or ten attributes: four Physical, four Mental, and up to two Special. All characters have four Physical and four Mental attributes. The number of Special attributes will vary.

PHYSICAL ATTRIBUTES

Agility represents fine motor control—manual dexterity, flexibility, balance, and coordination.

The **Body** attribute determines a character's resistance to outside forces: the character's cardiovascular fitness, immune system, how well she heals, and her muscle and bone structure.

A character's **Reaction** is her physical reflexes.

Strength denotes what a character's muscles can do, including things such as raw lifting power and running speed.

MENTAL ATTRIBUTES

More than just looks, **Charisma** represents a character's personal aura, self-image, ego, willingness to find out what people want, and ability to recognize what she can and can't get out of people.

Intuition covers "mental alertness"—the ability to take in and process information, to read a crowd, to assess a situation for danger or opportunity.

Logic represents memorizing ability and raw brainpower.

Willpower keeps a character going when she wants to give up, or enables her to control her habits and emotions.

SPECIAL ATTRIBUTES

A derived attribute, **Initiative** is the sum of Reaction and Intuition, plus any additional dice from implanted or magical reflex enhancers. As it implies, Initiative is used to make Initiative Tests (see *Tests*, p. 4), which determines the character's Initiative Score for a Combat Turn.

Only magically-active characters (such as the Combat Mage) have **Magic**, the measure of the ability to use magic and of the body's attunement to mana (the magic energy) that flows through our physical plane (see *The Awakened World*, p. 10).

ATTRIBUTE RATINGS

The standard range of natural human attributes is on a scale of 1 to 6, with 3 being average. Physical and Mental attributes have a maximum natural rating of 6 plus or minus metatype modifiers—some metatypes can have ratings higher than 6 in some attributes. Augmented ratings (cyberware and magic) are listed in parentheses after the natural rating, such as: 4 (6).

CONDITION MONITORS

The **Condition Monitor** consists of two tracks. The **Physical Damage Track** displays wound damage and indicates when the character dies. The **Stun Damage Track** shows fatigue and stun damage and indicates when a character falls unconscious. (See *Resolving Damage*, p. 8, for more information.)

QUALITIES

Most shadowrunners have certain special qualities—that's why they're not the poor sod behind the counter at a Stuffer Shack. The pre-generated Character Record Sheets in these quick-start rules list some qualities. While there are no associated game mechanics for them in these rules, they are included because their very names will allow players to instantly get a feel for the unique flavor of a given character.

SKILLS

Whereas attributes represent an individual's inherent capacities, skills are abilities an individual learns over time. Each skill represents the training and methods a character has picked up that enable her to use her natural attributes in a certain way. To reflect this connection, each skill is linked to an attribute. Skills are grouped into three categories: Active, Knowledge and Language. However, Knowledge and Language skills only appear on the Character Record Sheets to provide additional flavor. For these quick-start rules and *Food Fight 4.0*, only **Active Skills** are used.

ACTIVE SKILLS

Active skills are the skills characters use to take action. These skills are the ones that usually matter the most to shadowrunners—firing a gun, negotiating a new contract, driving a hovercraft, and so on.

SKILL RATINGS

Skill ratings are the numerical values assigned to skills and are written as the name of the skill, followed by the rating. For exam-

AUGMENTED ATTRIBUTES

In the *Quick Start Rules*, all modifiers from implants or magic are pre-calculated into your character's record sheet—just take the Initiative score and run with it!

CONDITION MONITORS

Condition monitors on the character record sheets are also pre-calculated for you!

QUALITIES

Until you move to *Shadowrun, Twentieth Anniversary Edition*, take Qualities as guidelines as to how the character should be portrayed. If you don't like them, ignore them—when you get to build your own character, you'll be able to choose them yourself.

CONTACTS

The Character Record Sheets list a few **Contacts** for each Player Character. These are people that the character can call on for help—intel, equipment, backup, or just a shoulder to cry on.



SKILL EXAMPLES

Here's some examples of Skill and Attribute combinations:

- Firing a gun:
Firearms + Agility
- Smack someone upside the head with a baseball bat:
Clubs + Agility
- Reading a hastily scrawled note in Japanese:
Japanese + Intuition
- Attempting to negotiate a better deal for a job:
Negotiation + Charisma
- Casting a spell to heal an ally's wounds:
Spellcasting + Magic

DICE POOL

Skill +
Attribute +/-
modifiers =
Dice Pool

GAMEMASTER'S SCREEN

The Gamemaster's Screen on the inside back cover will be handy for players, too—you should print out extra copies or photocopy it, so you have a couple extra at the table!

ple, Infiltration 3 means the character has the Infiltration Skill at a rating of 3. The skill rating is added to the linked attribute to determine the number of dice rolled when that skill is used. For example, if the character with Infiltration 3 also had Intuition 4 she would roll 7 dice when making an Infiltration Test.

In these quick-start rules, the pre-generated Character Record sheets already note the total dice pool of a skill (see *Dice Pools*, below)

USING SKILLS

As an adventure unfolds, players are going to use their characters' skills and attributes to get things done. Gamemasters must rely on their own judgment to decide which skills are needed, determine the situation modifiers, and interpret what it all means.

TESTS

Shadowrun is filled with adventure, danger, and risk, and characters usually end up in the middle of it all. You determine what your character does in a situation and how well she does it by making a test—rolling dice and determining the outcome by how well or poorly you rolled.

There are many situations in which the gamemaster will ask you to make a test to determine how well you perform, be it bypassing an alarm system, shooting an assassin, or persuading a security guard that your presence in the corporate facility is legitimate. Normal, everyday actions should not require a test.

DICE POOLS

When a gamemaster calls for a test, he will provide the player with a description of the task at hand and which skill is most appropriate for the test.

When a player makes a test, she rolls a number of dice equal to her dice pool. The **dice pool** is the sum of the relevant skill plus its linked attribute. For these quick-start rules, on the pre-generated Character Record Sheets, the number in brackets following each skill is the total dice pool; i.e. the sum of the skill rating and the linked attribute value

To this dice pool, based upon circumstances—the character is injured, fighting at night without proper vision equipment, the attempted task is extremely difficult, and so on—the gamemaster will then assign additional plus or minus modifiers (bonus or penalty dice) to determine the final dice pool. *The Gamemaster's Screen* (p. 19) contains several tables that a gamemaster can use during the adventure to determine which modifiers may apply in a given situation. If the players find themselves in a situation not covered by any of the modifiers on the table, and yet the gamemaster feels that additional modifiers are needed, the gamemaster can also use those tables as guidelines to quickly create appropriate modifiers.

The player then rolls a number of dice equal to the dice pool.

**Defaulting**

If the character lacks the appropriate skill for the test, she can still attempt the action, but will find it harder to succeed. Improvising in this manner is called **defaulting**. Characters who default use only the linked attribute in their dice pool. Additionally, they suffer a -1 dice pool modifier.

TARGET NUMBER AND HITS

When you roll the dice in *Shadowrun*, you do not add them together. Instead, you compare each individual die to the standard target number of 5. This target number never changes. Instead, as noted above, all modifiers—whether positive or negative—are applied to the dice pool (the number of dice rolled).

Each die that is equal to or greater than 5 (a 5 or 6) is considered a **hit**. The more hits, the better the result. Players should count the number of hits they score on each test and tell the gamemaster. Note that scoring one or more hits does not necessarily equal success—it is possible to score hits but still fail a test, if you don't score enough (see *Thresholds*, p. 5).

GLITCHES

If half or more of the dice rolled come up as 1s, then a glitch results. A glitch is an error, fumble, or random fluke that causes the action to go wrong. It's possible to both succeed in a task and get a glitch at the same time. For example, a character who rolls a glitch when jumping over something may knock the item over, or land on a nail she didn't see on the far side.

If a character rolls a glitch and scores zero hits, then she has made a critical glitch. Critical glitches are far worse than regular glitches—they may cause serious injury or even threaten the character's life.

TARGET NUMBER (TN)

Your target number is always 5. If you roll a 5 or a 6, that is a hit.

SAMPLE CHARACTER EXAMPLE*The Hacker: Success Test*

The Hacker is trying to bypass an old maglock on a security door. The Hacker has a Hardware skill rating of 4. The linked Logic skill of 4 will provide a dice pool of 8. Now the gamemaster looks on the *Gamemaster's Screen* and doesn't see a modifier that applies in this case. Thinking on the fly (a very useful skill for a gamemaster), he determines that since the maglock is old, he applies a +2 dice pool modifier. This provides a final dice pool for the Hacker to make his Success Test of 10 dice:

4 (Logic attribute rating)
+ 4 (Hardware skill rating)
+ 2 (modifier for old maglock)
= 10

However, if the Hacker didn't have the Hardware skill, he would have to default to the linked attribute of Logic. This means that his dice pool for making the test would only be 5:

4 (Logic attribute rating)
+ 2 (modifier for old maglock)
- 1 (defaulting modifier)
= 5

**NATURE OF GLITCHES**

The exact nature of the glitch is up to the gamemaster, though we recommend something dramatic or entertaining, but not disastrous, especially if your group is new to *Shadowrun*!

SUCCESS TESTS IN A NUTSHELL

Roll your dice pool—every 5 and 6 you get is a hit. The more hits, the better! Tell your GM how many hits you got, and your GM will tell you the results of your character's actions.

TELLING PLAYERS ABOUT THRESHOLDS

The GM doesn't need to tell players what the Threshold for any given test is, so players may roll the dice even if they have no chance of succeeding.
Life is tough in the Sixth World.

SAMPLE CHARACTER EXAMPLE *The Hacker: Rolling the Dice*

In the Hacker attempting to bypass the Maglock example from the previous page, the Hacker has a dice pool of 10. Even though the gamemaster already applied a modifier to the dice pool for the age of the Maglock, after looking at the Difficulty Table (p. 19), he determines that it's an Average task and so only assigns a Threshold of 2.

The player rolls his 10 dice for a result of 1, 1, 1, 1, 2, 3, 4, 4, 5 and 6. He's got 2 hits so he's opened the door! However, the player breaths a sigh of relief, because if he'd rolled just one more 1, he'd still have succeeded in opening the door, but he would've gotten a glitch in the process because half of his dice would've been 1s (and knowing the gamemaster, it would've been real good, like the old maglock short-circuiting as it was bypassed, giving the Hacker an electrical jolt of Stun Damage).



DIFFERENT TYPES OF TESTS

There are two types of tests: **Success Tests** and **Opposed Tests**.

SUCCESS TESTS

A Success Test is the standard test to see if a character can accomplish a given task, and how well. Use Success Tests when the character is exercising a skill or ability for immediate effect and is not directly opposed by another person or force. To make a Success Test, the character rolls her dice pool and counts the number of hits.



Thresholds

Hits represent a measure of achievement on a test. In order to succeed completely on a Success Test, you must meet or exceed a gamemaster-determined threshold with your hits. The higher the threshold, the more difficult the action. The average threshold is 2 (so 2 hits is necessary to succeed), though other tests may have a threshold as high as 4. If the threshold is larger than the character's dice pool, then there is simply no way the character can succeed.

The Difficulty Table on the Gamemaster's Screen (p. 19) provides an easy-to-use formula to determine thresholds, based upon the difficulty of the task.

Notation

It may prove useful for the player involved in a test, as well as the Gamemaster, to write out the requirements of a Success Test. People usually remember something better when they write it down. Taking the time to write tests out at the beginning will have players determining the requirements of such tests in no time.

Additionally, published adventures may include pre-determined Success Tests for a given situation, so knowing how to read the information is important.

The standard notation for a Success Test uses the skill called for by the test plus the skill's linked attribute, followed by the number indicating the threshold in parentheses. For example, the Success Test for using the Hardware skill with a threshold of 2 would be written as: "Hardware + Logic (2) Test." Note that additional modifiers the gamemaster may apply are not included in this standard notation as they can change from situation to situation.

If no threshold is listed, then the threshold for the test is 1.

OPPOSED TESTS

An Opposed Test occurs when two characters are in direct conflict with one another. In this case, the chance of success is based more on the opponent than the situation. When making an Opposed Test, both characters roll their dice pools and compare the number of hits. The character generating the greater number of hits achieves her goal.

In the event of a tie, the action is typically a stalemate, and the characters have to choose between continuing with another test or withdrawing. If the gamemaster needs a result on a tie, then rule in favor of the defending character.

Opposed Test Modifiers

Situational modifiers that affect both sides of an Opposed Test in an equal fashion are applied to both dice pools. Situational modifiers that give an advantage to one character in an Opposed Test over another are only applied to the one initiating the action. Thresholds are never applied to Opposed Tests.

Opposed Test vs. a Group

Some situations may call for a character to act against an entire group of opposing characters, such as a runner trying to sneak past a group of guards. In this event, only roll once for the entire opposing group, using the highest dice pool available to the group, but add +1 die for each additional person in the group (to a maximum +5 modifier).

Opposed Test Notation

When an Opposed Test is called for, write it out (as with the Success Test, it will make it easier to understand and train you how to quickly determine such tests for future games) using the skill + attribute for each side of the test: "Athletics + Strength Opposed Test." Many Opposed Tests, however, call for two different skills to be used against each other. For example, if a character is trying to sneak past a guard, the gamemaster would call for an "Opposed Test between the character's Infiltration + Agility and the guard's Perception + Intuition."

If the Opposed Test is between attributes, use the attribute in place of the skill: "Agility + Body Opposed Test."

SAMPLE CHARACTER EXAMPLE *The Bounty Hunter: Opposed Test*

The Bounty Hunter is holding a door shut while a security guard tries to push it open. This test has no appropriate skill, so the gamemaster calls for a Strength + Body Opposed Test. The Bounty Hunter rolls sixteen dice [8 (Strength attribute rating) + 8 (Body attribute rating) = 16] and gets a 1, 1, 2, 2, 2, 3, 3, 4, 4, 4, 5, 5, 5, 6, 6, 6—six hits! The guard rolls nine dice [5 (Strength attribute rating) + 4 (Body attribute rating) = 9] and gets 1, 2, 3, 3, 3, 4, 5, 5, 6—only 3 hits; a net success of 3 hits for the Bounty Hunter. Being a troll has its advantages as the Bounty Hunter easily holds the door shut while his team escapes.



"When you cut someone nowadays, you don't know if they'll bleed or leak hydraulic fluid."

—Evil Eye,
Tiger gang member

INITIATIVE

Reaction

+ Intuition

+/- Implant & Magic mods

= **Initiative**

SAMPLE CHARACTER EXAMPLE

The Street Samurai: Initiative

The Street Samurai has an Initiative attribute of 9 [6 (Reaction attribute rating) + 3 (Intuition attribute rating) = 9], so he rolls 9 dice on his Initiative Test. He rolls 1, 2, 2, 3, 3, 5, 5, 6, 6 for a total of 4 hits.

That makes his Initiative Score 13 [9 (Initiative attribute rating) + 4 (Initiative Test hits) = 13]. The street ganger running his way with a baseball bat has an Initiative Score of 12, so the Street Samurai will go first.



COMBAT

The world of *Shadowrun* is violent and hostile. Inevitably, player characters will be drawn into combat situations. Whether the characters are spraying bullets or throwing kicks, these are the combat rules they'll use to get the job done.

THE COMBAT TURN

Combat proceeds in a sequence known as the **Combat Turn**. Each Combat Turn is 3 seconds long (20 per minute). The Combat Turn attempts to mimic real combat, resolving issues such as who acts first, who is faster on the draw, what happens when one character punches another, and so on. During the Combat Turn, each player—starting with the player whose character is the fastest—takes turns describing his character's action and rolls dice to see how well he performs it.

The gamemaster describes the actions and reactions of the non-player characters (NPCs), as well as the final outcome of all actions. Combat Turns may be broken up into a series of **Initiative Passes** if any characters have the ability to take extra actions in a Combat Turn. The point during each Combat Turn when a specific character can act is called an **Action Phase**.

For ease of reference during game play, gamemasters can refer to the Combat Turn Sequence Table (p. 19).

1. ROLL INITIATIVE

Determine Initiative for all the characters, and anything else that has an Initiative attribute involved in the fight. To determine a character's **Initiative Score**, make an **Initiative Test** using his Initiative attribute. Add the hits to your Initiative attribute—this total is your Initiative Score. The order of Initiative Scores from high to low determines the order in which the action will take place. The gamemaster should roll for and record the Initiative of all non-player characters.

2. BEGIN FIRST INITIATIVE PASS

Characters involved in the combat now take their actions sequentially in the first Initiative Pass, starting with the character who has the highest Initiative Score. This character is the acting character. If more than one character has the same Initiative Score, they go at the same time.

3. BEGIN ACTION PHASE

The acting character now declares and takes his actions.

A. Declare Actions

The acting character declares his actions for the Action Phase. He may take two **Simple Actions** or one **Complex Action**. The character may also declare one **Free Action** in addition to any other declared actions during the Action Phase.

The Combat Actions table found on each pre-generated Character Record Sheet describe which actions fall into the Free, Simple and Complex categories.

B. Resolve Actions

Resolve the actions of the acting character.



NUMBER OF ACTIONS

In the quick-start rules, the only character with multiple Initiative Passes is the Street Samurai—he has 3!

MOVEMENT RATES

Walking: 10m per Combat Turn
Running: 25m per Combat Turn

4. DECLARE AND RESOLVE ACTIONS OF REMAINING CHARACTERS

Move on to the character with the next highest Initiative Score and repeat Step 3. Continue this cycle until the actions of all characters have been resolved for that Initiative Pass.

5. BEGIN NEXT INITIATIVE PASS

Once all of the characters have acted and all of the actions have been resolved for the first Initiative Pass, Steps 2 through 4 are then repeated for characters who get a second Initiative Pass due to implants, magic, or other abilities. This cycle is repeated in full for characters who get a third pass (if any), and then for those who get a fourth pass (if any).

6. BEGIN A NEW COMBAT TURN

Begin a new Combat Turn, starting again at Step 1. Continue repeating Steps 1 through 6 until the combat ends.

MOVEMENT

There are two types of movement: walking and running. Characters may move at one of these two rates during each Initiative Pass, or they may choose to remain stationary. To walk or run, the character must declare it during the Declare Actions part of his Action Phase. Walking does not take up any actions, but running requires a Free Action.

Once a mode of movement has been declared, the character moves in that mode until his next Action Phase. In these quick-start rules, all characters have a walking Movement Rate of 10m, and a running Movement Rate of 25m. Rates of movement are per Combat Turn, not per Initiative Pass.

Sprinting

Characters may attempt to increase their running distance by spending a Simple Action (rather than just a Free Action to run) and making a Running + Strength Test. Each hit adds 2 meters to the distance they can run in that Combat Turn.

COMBAT TESTS

These quick-start rules include two types of combat: **ranged**, and **melee**.

Combat is handled as an Opposed Test between the attacker and defender. The exact skills and attributes used depend on the type of combat, method of attack, and style of defense, as described in each section. Various modifiers may also apply. If the attacker scores more hits than the defender (the defender wins on ties), the attack hits the target. Otherwise, the attack misses.

All combat, whether it involves firearms, knives, or magic, or whether it is a ranged or melee attacks, are resolved in the same manner. Magic combat is more fully explained starting on p. 11.

THE COMBAT SEQUENCE

1. Declare Attack

The attacker declares an attack as part of the Declare Actions part of his Action Phase and spends an appropriate action depending on the type of attack. The defender also declares what method he is using to defend (see *Defending Against Ranged Attacks*, p. 8 and *Defending Against Melee Attacks*, p. 8).

2. Apply Situational Modifiers

Apply appropriate situation dice pool modifiers to the attacker according to the specific attack (see the various tables on the Gamemaster's Screen, p. 19). Modifiers may also apply to the defender's dice pool depending on his method of defense.

3. Make the Opposed Test

The attacker rolls attack skill + attribute +/- modifiers. The defender rolls defending skill + attribute +/- modifiers.

If the attacker scores more hits than the defender (the defender wins on ties), the attack hits the target. Otherwise, the attack misses. If the attack hits the target, note the net hits (the number of the attacker's hits that exceed the defender's hits), as this is important.

4. Compare Armor

Add the net hits scored to the base **Damage Value** of the attack (p. 9); this is the modified Damage Value. Determine the type of armor used to defend against the specific attack, and apply the attack's **Armor Penetration** modifier; this is the modified Armor Value.

If the attack causes **Physical damage**, compare the modified Damage Value to the modified Armor Value. If the Damage Value does not exceed the Armor, then the attack inflicts **Stun** rather than Physical damage.

5. Damage Resistance Test

The defender rolls Body + modified Armor Value to resist damage. Each hit scored reduces the modified Damage Value by 1. If the DV is reduced to 0 or less, no damage is inflicted.

6. Apply Damage

Apply the remaining Damage Value to the target's Condition Monitor (see the pre-generated Character Record Sheets). Each point of Damage Value equals 1 box of damage.

ACTION PHASE

See 3, p. 6

DECLARE ACTIONS

See 3A, p. 6

DAMAGE VALUE

The Damage Value of every weapon is listed after its name, in brackets, like this: [Damage: 5P]



SAMPLE CHARACTER EXAMPLE

The Street Samurai: Combat


The player controlling the Street Samurai isn't about to let a punk street ganger hit him with a baseball bat. When it is his Action Phase, the player declares one Simple Action to ready his Ingram Smartgun X (after checking the Gear & Lifestyle section of his character's sheet, the player thinks the Ares Predator with its Exploding Ammo is overkill for a ganger). For his next Simple Action, he declares he will fire his weapon in single shot mode. Finally, just to be on the safe side (the Street Samurai is not scared, he's smart), he uses his free action to run backwards; put some distance between him and the attacker ... a baseball bat could hurt.

Normally during this first stage of the Combat Sequence (see 1. *Declare Attack*, p. 7), once a character declares an attack, the defending character declares what method he will use to defend. However, for ranged combat, there are no additional defensive methods; the defender simply uses his Reaction rating as the total dice pool for the Opposed Test.

The controlling player of the Street Samurai adds up all applicable modifiers for ranged combat. First, as the ganger is running at him—as described by the gamemaster in the set-up of the situation—he is within ten meters, and so the range is short: after looking at the information in the brackets following the Ingram Smartgun X on the Character Record Sheet, the controlling player notes there are no range modifiers. Next, the player checks the Ranged Combat Modifiers Table on the Gamemaster's Screen (p. 19) and finds two modifiers that apply: -2 modifier for attacker running, and +2 modifier for his smartlinked weapon (after checking his Character Record Sheet to make sure he's got Smartlink cyberware).

Since both modifiers cancel each other out, the controlling player simply adds the Street Samurai's Agility rating to the character's Automatics skill: he remembers that all he has to do is look at the brackets after the skill rating on the Character Record Sheet to find the sum of both ratings: his final dice pool for this Opposed Test is 12 [7 (Agility attribute rating) + 5 (Automatics skill rating) = 12]. He rolls 1, 1, 2, 3, 3, 3, 4, 4, 4, 5, 6, 6—only a total of 3 hits. Ouch.

The gamemaster, controlling the non-player character of the street ganger, rolls the NPC's Reaction, which is 4. He rolls a 1, 2, 5, 5—for 2 hits. A great roll for only 4 dice, but not good enough. The Street Samurai wins the Opposed Test (he notes the 1 net hit) and strikes the ganger!



RANGED COMBAT

All ranged combat in *Shadowrun*, whether it involves firearms, projectile weapons, or thrown weapons, is resolved in the same manner.

RANGED ATTACK MODIFIERS

Using a weapon is not always as easy as it might seem. Weapon accessories, range, intervening terrain, atmospheric conditions, and the movement of the attacker and the target can apply dice pool modifiers. The Ranged Combat Modifiers Table on the Gamemaster's Screen (p. 19) includes a list of such modifiers.

To determine the attacker's final dice pool for a ranged attack, add up all the applicable modifiers and apply that sum to the character's Agility + appropriate combat skill. The result is the final, adjusted dice pool. If the dice pool is reduced to 0 or less, the attack automatically fails.

In these quick-start rules, each weapon type has specified Short (S) and Long (L) ranges, along with range modifiers, listed directly on the Character Record Sheets. Distances are measured in meters.

DEFENDING AGAINST RANGED COMBAT

There is no skill that applies to defending against ranged attacks—defending characters simply roll Reaction (the defaulting modifier does not apply, however; see p. 4).

FIRING MODES

In these quick-start rules, ranged combat involves firearms that may fire in two modes: single-shot (SS) or semi-automatic (SA). When declaring an attack, the player announces whether he'll fire a weapon in SS or SA mode.

Single Shot Mode

Firing a single-shot weapon requires only a Simple Action, but that weapon cannot be fired again during the same Action Phase.

Semi-Automatic Mode

Guns that fire in semi-automatic mode can be fired twice in the same Action Phase. Each shot requires a Simple Action and a separate attack test. The first shot is unmodified; the second shot, if fired in that same Action Phase, incurs a -1 recoil dice pool modifier.

MELEE COMBAT

Whenever two or more characters engage each other in hand-to-hand combat or armed combat that does not involve ranged weapons, the following melee combat rules apply.

MELEE MODIFIERS

Various factors may affect a character's ability to attack, parry, or dodge in melee combat. The Melee Modifiers Table (p. 19) includes a list of such modifiers.

It is important to note that the same Visibility Modifiers used for Ranged Attacks can be applied to melee.

DEFENDING AGAINST MELEE ATTACKS

Defenders have three choices for defending against unarmed attacks.

Melee Weapon in Hand: If they have a melee weapon in hand, they can parry the attack by rolling Reaction + the appropriate weapon skill.

Use Unarmed Combat Skill: If they have Unarmed Combat skill, they can choose to block by rolling Reaction + Unarmed Combat.

Dodge: Or they can simply dodge out of the way using Reaction + Dodge.

RESOLVING DAMAGE

Involved as they are in an illegal and often hazardous line of work, *Shadowrun* characters get hurt—and often.

TYPES OF DAMAGE

The two types of Damage that can be inflicted during combat are Physical and Stun. Each type is tracked separately.

Physical Damage

Physical damage—the most dangerous type—is done by guns, explosions, bladed weapons, and most magic spells. Weapons that inflict Physical damage have the letter “P” following their Damage Value.

Stun Damage

Stun damage—bruising, muscle fatigue, and the like—is the kind done by fists, kicks, blunt weapons, stun rounds, concussion grenades, and some magic spells. If something does Stun damage, the letter “S” will follow the Damage Value.

FREE ACTIONS

Counterspelling

- Drop Object
- Drop Prone
- Eject Smartgun Clip
- Gesture
- Speak/Text Phrase
- Run

SIMPLE ACTIONS

- Change Gun Mode
- Fire Weapon
- Insert Clip
- Observe in Detail
- Pick Up or Put Down Object
- Ready Weapon
- Remove Clip
- Sprint
- Stand Up
- Take Aim
- Throw Weapon

COMPLEX ACTIONS

- Melee/Unarmed Attack
- Reload Firearm
- Spellcasting
- Use Skill



SAMPLE CHARACTER EXAMPLE

The Street Samurai: Combat

Continuing with the Street Ganger and Street Samurai combat sequence example from the previous page, during the ganger's Action Phase, the game-master expends the NPC's free action to continue running. He also determines that the Street Samurai, while running backwards, simply cannot move as fast as the running ganger, who began the entire Combat Sequence already running, so he catches up to the Street Samurai.

Next, the gamemaster declares that the Street Ganger will expend a single Complex Action to initiate a Melee attack against the Street Samurai.

At this stage, the controlling player of the Street Samurai announces which defensive mode he will use. After looking at the three options under *Defending Against Melee Attacks*, he decides to use his character's Unarmed Combat skill.

The gamemaster looks at the Melee Modifiers Table to find which modifiers apply. Since the ganger is running and attacking, he receives a +2 modifier for making a charging attack. No other modifiers apply. The gamemaster adds that +2 modifier to the sum of the Street Ganger's Agility rating plus Club skill: his final dice pool for this Opposed Test is 10 [4 (Agility attribute rating) + 4 (Club skill rating) + 2 (charging modifier) - 2 (Injury modifier—see *Damage* example on p. 10) = 8]. He rolls 2, 3, 4, 5, 5, 6, 6—a total of 5 hits. Nice roll!

The controlling player for the Street Samurai rolls his Reaction plus Unarmed Combat skill, which provides a total dice pool of 11 [6 (Reaction attribute rating) + 5 (Unarmed Combat skill rating) = 11]. He rolls 1, 1, 2, 3, 3, 4, 5, 5, 6, 6—a total of 5 hits! It's a tie, and ties always go to the defender, so the Street Ganger fails to strike the Street Samurai with his baseball bat.



DAMAGE CODES

All weapons have Damage Codes that indicate how difficult it is to avoid or resist the damage, and how serious the actual wounds are that the weapon causes. A weapon's Damage Code consists of two numbers representing Damage Value (DV) and Armor Penetration (AP). These are separated with a slash, with DV to the left and AP to the right of the slash. So a weapon with a Damage Code 7/-1 has a Damage Value 7 and an Armor Penetration of -1.

Damage Value (DV)

The Damage Value indicates the severity of the damage inflicted by the weapon—its ability to transfer damage to the target. In game terms, each point of Damage Value inflicts one box of damage to the target's Condition Monitor. The base Damage Value of the weapon is modified by the attacker's net hits, ammunition type, and other factors.

Armor Penetration (AP)

A weapon's Armor Penetration (AP) represents its penetrating ability—its ability to pierce armor. The AP is used to modify a target's Armor rating when he makes a damage resistance test. If a weapon's AP reduces an armor's rating to 0 or less, the character does not roll armor dice on his Damage Resistance test.

ARMOR

Armor in *Shadowrun* has two stats: **Ballistic** and **Impact**. Armor is used with the Body attribute to make Damage Resistance tests.

The armor rating is reduced by the attack's Armor Penetration (AP) value. Good armor will protect a character from serious physical harm. If the modified DV of an attack causing Physical damage does not exceed the AP-modified armor rating, then the attack will cause Stun damage instead.

Ballistic and Impact armor ratings are noted as (B/I), with Ballistic armor to the left of the slash and Impact armor to the right.

Ballistic Armor

Ballistic armor protects against projectiles that deliver large amounts of kinetic energy to a small area in short amounts of time, such as bullets, bolts, and arrows.

Impact Armor

Impact armor protects against attacks with lesser kinetic transfer: blunt projectile weapons, explosives, melee weapons, and stun ammunition.

DAMAGE RESISTANCE TESTS

A character rolls Body + armor to resist damage. In some cases another attribute may be called for; Willpower is often used in place of Body, for example, against certain Stun damage attacks. The exact armor that applies is determined by the type of attack (see *Armor*, above). The armor rating is modified by the attack's AP modifier.

Each hit scored on the Damage Resistance test reduces the attack's DV by 1. If the DV is reduced to 0 or less, no damage is inflicted.

APPLYING DAMAGE

Once the final DV is calculated, it must be recorded on the character's Condition Monitor. The Condition Monitor has two columns: Physical and Stun. Each point of Damage Value = 1 box on the Condition Monitor. Damage is cumulative. For example, a character who already has 3 boxes filled in and takes another 3 boxes of damage ends up with 6 boxes filled in.

Wound Modifiers

Every row on both the Physical and Stun Damage Tracks incurs a negative modifier; the more wounds, the higher the modifier. When damage is noted on a character's sheet, those modifiers are applied for any tests until the damage is removed. All such modifiers are cumulative.

HIDDEN ARMOR

All sorts of clothing in the Sixth World is armored, trolls have natural armor, and some people choose implanted Dermal Plating to keep them safe 24/7. Bottom line: what you think is an easy target may not be.



SAMPLE CHARACTER EXAMPLE

The Street Samurai: Damage

In the Street Samurai successfully shooting the Street Ganger example from the previous page, the controlling player of the Street Samurai looks at his Character Record Sheet. He informs the gamemaster that the Ingram Smartgun X has a Damage Value of 5P, increased to 6P for the 1 net hit. The gamemaster then looks at the NPC game stats for the Street Ganger and notes he has Body 3 and is wearing 4 points of armor. The gamemaster rolls his 7 dice pool [3 (Body attribute rating) + 4 (points of armor) = 7] for the Damage Resistance Test. He rolls a 1, 1, 2, 2, 3, 3, 6—only 1 hit! This reduces the 6P Damage Value from 6 to 5 (6 - 1 = 5).

The controlling player of the Street Samurai notes that if he'd used the Ares Predator with its -1 Armor Piercing modifier, that would've forced the Street Ganger to roll with one less dice on the Damage Resistance Test, which might have meant even one more point of damage! Maybe he'll switch guns on the next Initiative Pass.



SAMPLE CHARACTER EXAMPLE

The Street Samurai: Damage Continued

The gamemaster notes the 5 points of damage on the Street Ganger's Physical Damage Track, marking off the first three squares from left to right on the first row, and then moving to the first square on the far left of the second row on the Physical Damage Track and marking off the next two squares. The gamemaster notes that while the first row of the condition monitor is full, the second is not yet filled up, so the Street Ganger will now incur a -1 modifier to almost any test he makes in the future. If the Street Gangers takes 5 more points of Physical Damage, he'll fall unconscious immediately.



SAMPLE CHARACTER EXAMPLE

The Street Samurai: Excessive Damage

In another Combat Sequence, yet another poor Street Ganger gets hit and hit hard: 12 boxes of damage. His Physical Condition Monitor has 10 boxes, so the damage overflows. His Body attribute is 3 and he took 2 extra boxes of damage. The Street Ganger's teammates are trapped and can't get to him, so on the 3rd Combat Turn after taking that damage, the Street Ganger loses another box—the third overflow box, the maximum he can take. Now he only has 3 Combat Turns for his friends to reach him before it's too late. If they don't reach him, may as well feed his corpse to the Devil Rats.



column by more than the character's Body attribute. Characters whose Physical damage has overflowed the Physical column by less than their Body attribute can survive if they receive prompt medical attention. If left unattended, such a character takes an additional box of damage every (Body) Combat Turns for blood loss, and shock. If this damage exceeds the character's Body attribute before medical help arrives, the character dies.

Condition Monitor Tracks

The Physical Damage Track has a number of boxes equal to 8 plus half a character's Body attribute (round up). The Stun Damage Track has a number of boxes equal to 8 plus half a character's Willpower attribute (round up). For these quick-start rules, all four Character Record Sheets have a pre-calculated Condition Monitor.

Unconsciousness

When all of the available boxes in a track (Physical or Stun) are filled in, the character immediately falls unconscious and drops to the ground. If the Stun track is filled in, the character is merely knocked out. If the Physical track is filled in, however, the character is near death and will die unless stabilized.

Exceeding the Condition Monitor

When the total number of boxes in a column (Physical or Stun) are filled in, and damage still remains to be applied, one of two things happens: If the damage is Stun, it carries over into the Physical column. When Stun damage overflows in this manner, the character also falls unconscious; he or she does not regain consciousness until some of the Stun damage is healed and removed from the Stun column.

If a character takes more Physical damage than he has boxes in the Physical column, the character is in trouble. Overflowing the Physical column means the character is near death. Instant death occurs only if damage overflows the Physical col-

THE AWAKENED WORLD

In 2011, the Awakening transformed the world by making magic a reality. The Awakened world is permeated by mana, the energy of magic. Mana is invisible and intangible. It cannot be detected, measured, or influenced by machines, only by living beings.

Some people in *Shadowrun* have the rare gift to use the power of magic. They are the Awakened: magicians. By using their gift to manipulate mana, magicians cast spells (the art of Sorcery). An Awakened character has a Magic attribute of 1 or greater.

Magicians follow many different traditions. A tradition is a set of beliefs and techniques for using magic. It colors the magician's outlook and affects how the magician learns and uses magic. The most common traditions are hermetic and shamanic; the only pre-generated character in these quick-start rules with the ability to use magic follows a hermetic tradition (see *Combat Mage*, at the center of the booklet).

AWAKENED ATTRIBUTES

Awakened beings and magical effects have their magical potency measured by either the **Magic** or **Force** attributes.

MAGIC

Magic is a Special attribute that measures the character's magical power. Like other attributes, Magic has a starting value of 1. The Magic attribute may be increased in the same way as other attributes, to a maximum of 6.

FORCE

Spells and magic items (**foci**) have an attribute known as Force. This measures the magical power of the object, or spell. Force is measured on the same scale as metahuman attributes (natural 1 to 6).

MAGIC USE

The use of magic revolves around **Sorcery** and its associated skills.

SORCERY

Sorcery is the term used for manipulating spells. In these quick-start rules, magicians will be using the **Spellcasting** and **Counterspelling** skills.

Spellcasting

When a magician casts a spell, the player first determines the Force of the spell (equal to her character's magic rating) and then rolls her Magic + Spellcasting dice pool. The success of a spell is measured by the number of hits attained on the test, though some spells may have a threshold greater than one.

SIXTH WORLD

According to the ancient Mayan Calendar, the world moves through phases involving times of magic and times of mundanity. The year 2011 saw the end of the mundane Fifth World and the birth of the Sixth World, the Awakening, when magic—which had ebbed low for eons—once more was unleashed onto an unsuspecting world.



BOUNTY HUNTER



Vicious paracritter on the loose? Escaped murderer on the run? Rebellious daughter ran off with a ganger again? The Bounty Hunter's the guy to call. The ultimate stalker, he lives for the thrill of the chase—the thought of pitting his skills and his customized toys against the instincts of a dangerous animal or criminal is what makes him happy to get up in the morning. He'll track down prey of any variety—two-legged or four-legged—as long as the pay is good. He'll hunt 'em down and bring 'em back alive, hunt 'em down and bring back the body, or hunt 'em down and just bring back a souvenir. Rest assured, the Bounty Hunter always gets what he's after.

"Look, I don't care what ya' saw on the trid—it ain't like that. Glamour? Fame? Zero. An' as long as the bank account ain't zero, I'm happy."

HACKER



There's no such thing as an unhackable system—only one that hasn't been hacked yet. The Hacker sees every system as a challenge, every encrypted file as an invitation to pit his skills, programs and customized commlink against whatever the Matrix has to offer. Everything from remote cameras to datafiles to the cyberware and weapons of his foes are subject to his whim, as long as they're connected to the Matrix—and what isn't these days? The Hacker uses his state-of-the-art, personally customized hardware and software to manipulate the electronic world and augmented reality, and when things heat up he can immerse himself fully into virtual reality, moving at the speed of thought through the system and smoothing the way for his meat-bound teammates.

"Stuck in a basement? No chance—I'm large and in charge, gathering intel and solving problems for my team, in the line of fire, risking my life to keep ALL of us safe."



Initiative: 10 Initiative Passes: 1 Metatype: Ork
Metatype Abilities: Low-Light Vision



HACKER

ACTIVE SKILLS

[Numbers in brackets are the final dice pool, linked skill + attribute rating.]

Dodge 2 [7], Hardware 4 [8], Forgery 2 [6], Hacking 5 [9], Initiative (Matrix) 10 [7], IP (Matrix) 1 [2], Perception 3 [8], Pistol 2 [5]

GEAR & LIFESTYLE

AR Gloves

Hammerli 620S, w/10 clips of Regular Ammo

[Pistol skill; Damage: 4P; AP: 0; Ranges: 0-10 (S, -0), 10-40 (L, -2)]

Armor Vest [Ballistic/Impact: 6/4]

Biometric Reader

4 Fake SINS

KNOWLEDGE AND LANGUAGE SKILLS

Conspiracy Theories 3, Corporate Matrix Security Procedures 5, Matrix Chat Rooms 3, Operating Systems 5, Safe Houses 3, Underworld Politics 3
English (Native), Chinese 3, Japanese 2

QUALITIES

Codeslinger, Photographic Memory, Uncouth

CYBERWARE

Commlink (Sony Emperor) (Rating 5)

PROGRAMS

Attack 5, Exploit 4

CONTACTS

Blogger, Fixer, Spider

COMBAT ACTIONS

FREE ACTIONS

Drop Object
Drop Prone
Eject Smartgun Clip
Gesture
Speak/Text Phrase
Run


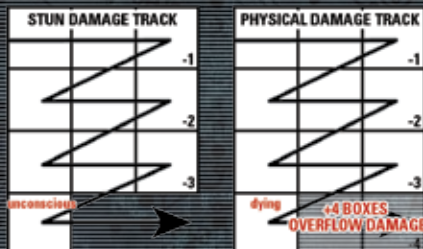
SIMPLE ACTIONS

Change Gun Mode
Fire Weapon
Insert Clip
Observe in Detail
Pick Up or Put Down Object
Ready Weapon
Remove Clip
Sprint
Stand Up
Take Aim
Throw Weapon


COMPLEX ACTIONS

Melee/Unarmed
Attack
Reload Firearm
Use Skill

CONDITION MONITOR



BOUNTY HUNTER



Initiative: 6 (8) Initiative Passes: 1 Metatype: Troll
Metatype Abilities: +1 Reach; +1 Natural Armor

ACTIVE SKILLS

[Numbers in brackets are the final dice pool, linked skill + attribute rating.]

Climbing 2 [10], Gymnastics 2 [5], Running 2 [10], Blades 1 [4], Clubs 2 [5], Dodge 2 [7], First Aid 3 [6], Longarms 3 [6], Perception 2 [5], Survival 2 [6], Tracking 3 [6], Unarmed Combat 5 [8]

GEAR & LIFESTYLE

Extendable Baton [Clubs skill; Reach: 1; Damage: 5P; AP: 0]

Survival Knives (2) [Blade skill; Reach: 0; Damage: 5P; AP: -1]

Shock Gloves (2) [Unarmed Combat skill; Reach: 0; Damage: 5S; AP: -half]

Mossberg AM CMT (Smartlinked), w/10 clips of Flechette Ammo

[Longarms skill; Damage: 9P; AP: +2; Ranges: 0-10 (S, -0), 10-40 (L, -2)]

Ruger 100 w/Bipod, Imaging Scope, and 10 clips of Regular Ammo

[Longarms skill; Damage: 7P; AP: -1; Ranges: 0-10 (S, -0), 10-40 (L, -2)]

Lined Coat [Ballistic/Impact: 6/4]; Erika Elite Commlink w/Isis Orb OS; Lowlight

Binoculars; Plasteel Restraints (4); Containment Manacles (2)

DocWagon Contract (Basic) [If the Bounty Hunter activates the signal or falls unconscious, DocWagon will arrive within 10 minutes to take him to medical care.]

CYBERWARE

[Game effects of cyberware are pre-calculated into the character's attributes, except as noted.]

Cybereyes (Rating 3, w/Flare Compensation, Low-Light, Thermographic, Ultrasound Sensor, and Smartlink), Cyberears (Rating 2, w/Audio Enhancement (3), Damper, Select Sound Filter (3)), Reaction Enhancers (2)

KNOWLEDGE AND LANG. SKILLS

Antidotes 2, Cop Trids 3, Crook Hangouts 3, Knight Errant Procedures 4, Parazology 2
Sioux (Native), English 3

QUALITIES

Animal Empathy, Quick Healer, Resistance to Pathogens/Toxins, SINner, Uncouth

CONTACTS

Beat Cop, Fixer, Street Doc

COMBAT ACTIONS

FREE ACTIONS

Drop Object
Drop Prone
Eject Smartgun Clip
Gesture
Speak/Text Phrase
Run

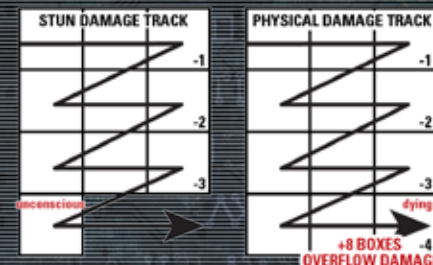
SIMPLE ACTIONS

Change Gun Mode
Fire Weapon
Insert Clip
Observe in Detail
Pick Up or Put Down Object
Ready Weapon
Remove Clip
Sprint
Stand Up
Take Aim
Throw Weapon

COMPLEX ACTIONS

Melee/Unarmed
Attack
Reload Firearm
Use Skill

CONDITION MONITOR



STREET SAMURAI



Part man, part machine, all dangerous—sometimes it's hard to tell where the Street Samurai's meat body ends and his cybered enhancements begin. Tough, strong, frighteningly fast, and trained in the arts of combat and tactics, he's a hyper-efficient killing machine who can handle just about any situation he gets into. Whether former military, former corp, or former something he won't discuss, these days he's a freelance street operative who prides himself on his strict sense of honor.

"Sell out my client? Better be retirement money, 'cuz I'd be selling out my career."

COMBAT MAGE



Whether you need your damage dished out physically or magically, the Combat Mage is your guy. You won't find him poring over mystical tomes in a library or pondering the meaning of life under the stars—he was trained for action, and smack in the middle of it is where he likes to be. With a repertoire of punishing spells to match his impressive arsenal of artillery and his formidable fighting skills, he's guaranteed to have the right tool for the job. Support is not the Combat Mage's forte—he won't hang back in the rear to heal up his comrades or maintain the stealth and protection spells—he'll be at the front, leading the charge!

"A gun can run out of bullets, and a mage can run out of mojo.... so I bring both to the battlefield. Insurance."

BODY	AGILITY	REACTION	STRENGTH	CHARISMA	INTUITION	LOGIC	WILLPOWER	MAGIC
3	4	4	3	4	3	4	4	5
■	■	■	■	■	■	■	■	■
■	■	■	■	■	■	■	■	■
■	■	■	■	■	■	■	■	■

Initiative: 8

Initiative Passes: 1

Metatype: Elf

Metatype Abilities: Low-Light Vision



COMBAT
MAGE



STREET
SAMURI

BODY	AGILITY	REACTION	STRENGTH	CHARISMA	INTUITION	LOGIC	WILLPOWER
4	5 (7)	4 (5)	5 (7)	2	3	2	3
■	■	■	■	■	■	■	■
■	■	■	■	■	■	■	■
■	■	■	■	■	■	■	■

Initiative: 7 (8)

Initiative Passes: 1 (2)

Metatype: Human

ACTIVE SKILLS

[Numbers in brackets are the final dice pool, linked skill + attribute rating.]

Blades 2 [6], Counterspelling 3 [8], Dodge 3 [7], Etiquette 2 [6], Perception 2 [5], Pistols 3 [7], Spellcasting 5 [10]

GEAR & LIFESTYLE

Katana

[Blade skill; Reach: 1; Damage: 7P; AP: -1]

Yamaha Sakura Fubuki (Smartlinked) with 20 clips of Regular Ammo

[Pistols skill; Damage: 4P; AP: 0; Ranges: 0-10 (S, -0), 10-40 (L, -2)]

Lined Coat [Ballistic/Impact: 6/4]

Novatech Airware Commlink w/Mangadyne Deva OS, Magesight Goggles; Simrig; Stimulant Patches (4)

SPELLS

Armor [Type: P; Range: LOS; Duration: Sustained; both Ballistic and Impact protection equal to hits scored, cumulative with worn armor]; Drain: F/2+3.]

Clout [Type: P; Range: LOS; Damage (equal to hits)S; Duration: Instant; Drain: F/2]

Increase Reflexes [Type: P; Range: Touch; Duration: Sustained (Initiative increased equal to hits); Drain: F/2+2]

Lightning Bolt [Type: P; Range: LOS; Damage: P; Duration: Instant; Drain: F/2+3]

Manaball [Type: M; Range: LOS (Area); Damage: (equal to hits)P; Duration: Instant; Drain: F/2+2]

Manabolt [Type: M; Range: LOS; Damage: (equal to hits)P; Duration: Instant; Drain: F/2]

KNOWLEDGE AND LANG. SKILLS

Corporate Security Tactics 2, Knight Errant Procedures 2, Magic Background 3, Mercenary Hangouts 2, Urban Brawl Odds 2, English (Native), Latin 3, Sperethiel [Elvish] 4

QUALITIES

Magician, Mild Allergy to Sunlight, Addiction (Mild, Simsense), Sensitive System

CONTACTS

Fixer, Talismonger

COMBAT ACTIONS

FREE ACTIONS

Counterspelling
Drop Object
Drop Prone
Eject Smartgun Clip
Gesture
Speak/Text Phrase
Run

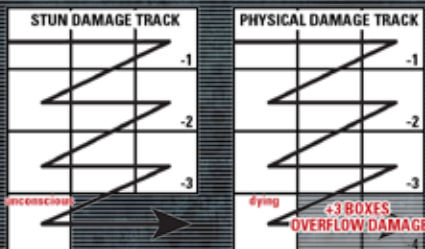
SIMPLE ACTIONS

Change Gun Mode
Fire Weapon
Insert Clip
Observe in Detail
Pick Up or Put Down Object
Ready Weapon
Remove Clip
Sprint
Stand Up
Take Aim
Throw Weapon

COMPLEX ACTIONS

Melee/Unarmed
Attack
Reload Firearm
Spellcasting
Use Skill

CONDITION MONITOR



ACTIVE SKILLS

[Numbers in brackets are the final dice pool, linked skill + attribute rating.]

Automatics 5 [12], Blades 4 [11], Climbing 3 [10], Dodge 3 [8], Heavy Weapons 3 [10], Infiltration 2 [9], Negotiation 2 [4], Pilot Ground Craft 1 [7], Pistols 4 [11], Unarmed Combat 5 [12]

GEAR & STYLE

Katana [Blade skill; Reach: 1; Damage: 7P; AP: -1]

Survival Knife [Blade skill; Reach: 0; Damage: 5P; AP: -1]

2 Ares Predator IVs, w/Concealable Holsters and 10 clips of Exploding Ammo [Pistol skill; Damage: 5P; AP: -1; Ranges: 0-10 (S, -0), 10-40 (L, -2)]

Ingram Smartgun X, w/10 clips of Regular Ammo

[Automatics skill; Damage: 5P; AP: 0; Ranges: 0-30 (S, -0), 31-80 (L, -2)]

DocWagon Contract [If the Street Samuri activates the signal or falls unconscious, DocWagon will arrive within 10 minutes to take him to medical care.]

Suzuki Mirage [Pilot Ground Craft skill]

Armor Vest [Ballistic/Impact: 6/4]

CYBERWARE

[Game effects of cyberware are pre-calculated into the character's attributes, except as noted.]

Wired Reflexes (1), Dermal Plating (2), Muscle Replacement (2), Cybereyes (Rating 3, w/Flare Compensation, Low-Light Vision, Protective Covers, Smartlink, and Thermographic Vision) [Cybereyes negate all negative vision modifiers]

KNOWLEDGE AND LANG. SKILLS

Firearm Design 3, Safe Houses 4,

Zen Meditation 3

Spanish (Native), English 2, Japanese 2

QUALITIES

Guts, High Pain Tolerance, Addiction (Mild, Stimulants), Incompetent (Hacking)

CONTACTS

Fixer, Street Doc

COMBAT ACTIONS

FREE ACTIONS

Drop Object
Drop Prone
Eject Smartgun Clip
Gesture
Speak/Text Phrase
Run

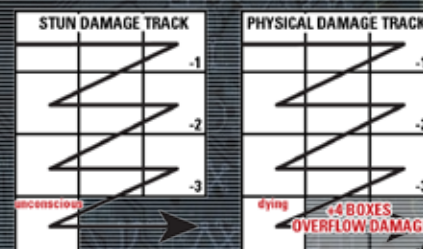
SIMPLE ACTIONS

Change Gun Mode
Fire Weapon
Insert Clip
Observe in Detail
Pick Up or Put Down Object
Ready Weapon
Remove Clip
Sprint
Stand Up
Take Aim
Throw Weapon

COMPLEX ACTIONS

Melee/Unarmed
Attack
Reload Firearm
Use Skill

CONDITION MONITOR



SPELL TYPES

Physical: Resisted by Body

Mana: Resisted by Willpower

MAGIC ACTIONS

Spellcasting: Complex

Counterspelling: Free

SPELL DESCRIPTIONS

To try and make them as easy as possible to use in these quick-start rules, spells are written out using the following format:

NAME [Type: V; Range: W; Damage: X; Duration: Y; Z]

NAME: Name of the spell

V: Either "P" or "M" for Physical or Mana type spell.

W: Either "Touch", "LOS" or "LOS (Area)."

X: If applicable, either "P" or "S" for Physical or Stun, additional notes as needed.

Y: Either "I" or "S" for Instant (spell is cast and the effects end) or Sustained (the character can choose to sustain the spell across several turns).

Z: If additional effects apply, they are explained here.



All spells fall into two categories: **Physical** (P) and **Mana** (M); the Combat Mage's spells note their type directly on his Character Record Sheet (in the middle of the booklet). A target resists a Physical spell using the Body attribute and a Mana spell using the Willpower attribute (see *Opposed Tests*, p. 5).

Using Spellcasting requires a complex action.

Counterspelling

Counterspelling is used to interrupt other spells, either as they are being cast or while they are sustained. For spell defense, Counterspelling dice are added to each protected defender's dice pool. When dispelling, a Counterspelling + Magic Opposed Test is made against the target spell's Force + caster's Magic, with net hits reducing the hits scored to cast the spell (see *Counterspelling*, p. 12).

Using counterspelling is a free action.

CASTING A SPELL

The Spellcasting skill is what allows a magician to cast a spell, channeling mana through her own force of will to affect the target of her choice.

STEP 1: CHOOSE A SPELL

The character chooses the spell she wants to cast. She can cast any spell she knows. If the magician has any other spells currently active, called **sustained spells**, she must choose whether to drop them or keep them active while she casts the new spell. The Combat Mage's spells and descriptions are listed directly on the Character Record Sheet (in the middle of the booklet).

STEP 2: DETERMINE THE FORCE

The Force for a spell equals the spellcaster's Magic rating.

STEP 3: CHOOSE THE TARGET(S)

A spellcaster can target anyone or anything she can see directly with her natural vision. This is known as Line of Sight, or LOS. Some spells can only be cast on targets the caster touches—these targets do not need to be seen, but the caster must succeed in an unarmed attack (see *Melee Combat*, p. 8) to touch an unwilling target of such a spell.

Note that ranged combat visibility modifiers (see Ranged Combat Modifiers Table, p. 19) also reduce the magician's Magic + Spellcasting dice pool when casting spells.

Area Spells

Some spells target areas or points in space; in this case the caster must be able to see the center of the area affected. The base radius for all area spells is the Force in meters.

Area spells affect all valid targets within the radius of effect, friend and foe alike (including the caster); this applies whether the caster saw all valid targets or not.

STEP 4: MAKE SPELLCASTING TEST

The Spellcaster rolls Spellcasting + Magic +/- any modifiers. Remember that casting a spell requires a Complex Action.

STEP 5: DETERMINE EFFECT

Some spells simply require a Success Test, with hits determining the level of success (as noted in the spell description). The Magic + Spellcasting test must generate at least one net hit to succeed and may need more if the effect has a threshold for success.



SAMPLE CHARACTER EXAMPLE

Combat Mage: Spellcasting & Counterspelling

The gamemaster has a Radical Eco-Shaman NPC. During the NPC's Action Phase of a combat turn, the gamemaster decides to fire a Manaball (mana) spell at the Combat Mage. It's an area affect spell and since the Street Samurai, Hacker and Bounty Hunter (see character sheets in the middle of the booklet) are standing right beside her, the spell will potentially affect all four characters.

The Force of the spell is automatically 5, as the Radical Eco-Shaman's Magic attribute rating is 5. To that dice pool he adds the NPC's Spellcasting skill rating of 3. Next, the gamemaster looks at the Visibility Modifiers Table (p. 19) and notes that since there is a light rain, an additional -2 modifier applies. Finally, the Radical Eco-Shaman NPC has taken 3 boxes of Physical Damage, which applies a -1 modifier as well. The total dice pool is 5 [5 (Magic attribute rating) + 3 (Spellcasting skill rating) - 2 (rain visibility modifier) - 1 (3 boxes of Physical damage) = 5].

The gamemaster rolls the 5 dice—2, 5, 5, 5, 6. A result of 4 hits! As noted under Opposed Tests (p. 5), even though the spell is targeting four characters, the gamemaster only makes the one roll and the character's each make their own resistance test and compare that to the single roll. The Street Samurai rolls 3 dice (Willpower attribute rating)—2, 5, 5. A result of 2 hits. The Hacker rolls 3 dice (Willpower attribute rating)—2, 3, 4. Zero hits, ouch! The Bounty Hunter rolls 4 dice (Willpower attribute rating)—2, 2, 5, 6. A result of 2 hits.

Finally, the Combat Mage doesn't simply make a Willpower Test. As he has the Counterspelling skill that allows him to defend against spells, he rolls a Willpower + Counterspelling Test. The total dice pool is 7 [4 (Willpower attribute rating) + 3 (Counterspelling skill rating) = 7]. However, as he's also defending the other three characters, before the player rolls the dice, he must separate the Counterspelling dice (to be used for the spell defense) from his Willpower dice, as only hits from the Counterspelling dice can be applied to the other character's Willpower Test. He first rolls his 4 Willpower dice—2, 3, 3, 5. One hit. He then rolls his 3 Counterspelling dice—5, 5, 6. Three hits! Those three hits can now be added to the Willpower Tests of the other characters. To resist the manaball spell now, the Street Samurai has a result of 5 hits [2 (Street Samurai's Willpower hits) + 3 (Combat Mage's spell defense hits) = 5], the Hacker a result of 3 hits [0 (Hacker's Willpower hits) + 3 (Combat Mage's spell defense hits) = 3] and the Bounty Hunter a result of 5 hits [2 (Bounty Hunter's Willpower hits) + 3 (Combat Mage's spell defense hits) = 5]. Finally, for the Combat Mage himself, he has a result of 4 hits [1 (Combat Mage's Willpower hits) + 3 (Combat Mage's spell defense hits) = 4].

Finally the gamemaster compares the number of hits from the spell cast by his Radical Eco-Shaman to the resistance tests of all four characters to determine which has the higher numbers of hits. He quickly finds that due to the excellent spell defense of the Combat Mage, three of the four characters escape without any damage. The Hacker, however, takes the full brunt of the Manaball spell.



Opposed Tests

Spells cast on living or magic targets are often resisted, and an Opposed Test is required. For area spells, the magician rolls only once, and each target resists the spell separately. As previously noted, the target resists physical spells with the Body attribute and mana spells with the Willpower attribute. If the target is also protected by Counterspelling, she may add Counterspelling dice to this Resistance Test. A spell cast on a non-living, non-magic target is not resisted, as the object has no life force and thus no connection to mana with which to oppose the casting of the spell.

Glitches

A spellcasting glitch can have all manner of interesting effects, depending on the spell and restricted only by the gamemaster's imagination. Most glitches will result in unintended side effects—a fireball that produces a ghastly amount of vision-obscuring smoke, a levitation spell that only allows circular movement, or an illusion spell that adds an unexpected sensory element. A critical glitch may strike the wrong target, affect the caster herself, or have similar disastrous consequences.

COUNTERSPELLING

Counterspelling is used to interrupt other spells, either as they are being cast (**spell defense**) or while they are sustained (**dispelling**).

SPELL DEFENSE

A magician can use Counterspelling to defend herself and others against a spell being cast. To do this, the magician must spend a Free Action and declare who she is protecting.

If Counterspelling was not declared in advance, it may not be used to defend others. A protected character must also stay within the magician's line of sight in order for Counterspelling to be used. Note that a magician can always use Counterspelling to defend herself.

When a protected character is targeted with a spell, the magician rolls Counterspelling dice in addition to the appropriate attribute (Body or Willpower) for the resistance test. Hits generated on this test reduce the net hits of the spell's caster. If multiple protected characters are targeted by the same spell, the Counterspelling dice are rolled only once and each target is protected equally.

Note that Counterspelling is not "used up" after it defends against a spell—it continues to protect the designated characters against other spells until the magician decides to end it.

DISPELLING SUSTAINED SPELLS

Counterspelling also allows a magician to dispel a sustained spell, canceling its effect. The character must be able to perceive the spell she is targeting, and must use a Complex Action.

The dispelling magician makes a Counterspelling + Magic Opposed Test against the spell's Force + caster's Magic. Each net hit scored on this test reduces the hits from the original test to cast the spell. If a spell's hits are reduced, any effects the spell applies are also reduced accordingly. If the spell's hits are reduced to 0, the spell immediately ends.



"Magic is a gift. It's a way to be closer to the natural forces around us—to work in harmony with them to bring about beneficial change. Magic is not a thing to fear, but to embrace."

—Li,
Magical Consultant

"Magic is power—the ultimate rush, ultimate control—kicking butt and taking names."

—Sandra T.,
Student, Massachusetts

Institute of
Technology and
Thaumaturgy
(MIT&T)



MATRIX JARGON

Arrow (from ARO, or Augmented Reality Object)—Virtual representations (usually visual graphics) used to represent things in augmented reality.

Artificial Intelligence (AI)—Self-aware and self-sustaining intelligent programs that evolved within the Matrix.

Augmented Reality—Information added to or overlaid upon a user's sensory perceptions in the form of visual data, graphics, sounds, haptics, smell, and/or limited simsense.

Better-Than-Life (BTL)—Hyper-real levels of simsense that are potentially dangerous and addictive.



THE WIRELESS WORLD

In 2072, a world of augmented perceptions and wireless connections exists: the Matrix. It is built to ensure that it is omnipresent, accessible from all locations, and integrated into daily life. Nearly everyone is part of this interlinked electronic world, whether they will it or not. Your personal **commlink** allows you to be online wherever you go, 24-7-365.

Augmented reality allows you to access data from the Matrix just about anywhere, overlaying it upon your physical senses like a personal heads-up display. Want to see a map, a restaurant's menu, or an incoming email message? It's just a mental click away.

AUGMENTED REALITY

Augmented reality (AR) includes all types of sensory enhancements overlaid on a user's normal real-world perceptions. This allows the average citizen to see, hear, touch, and even smell the Matrix continuously while still interacting with the normal everyday world around them.

AR is not to be confused with **virtual reality** (VR), where artificial sensations from the Matrix overwhelm your real-world perceptions and immerse you in a simulated reality—mentally separating you from your physical body.

AR is experienced as visual sight cues, icons known as **arrows** (AROs, or augmented reality objects). You can see arrows by linking any number of gadgets or cyberware to your commlink. Arrow data appears as ghostly images and text in your field of vision. You can customize your interface to "view" this data any way you like. If you accept an incoming video call, for example, the caller's image/icon appears in your center of vision (but transparent so the real world can be seen through it). If someone starts shooting at you, you can put the caller on hold and close the "window" or shift it to your peripheral vision so it doesn't interfere with real life activities. AR can also be experienced through audible cues.

HOW THE MATRIX WORKS

At the bottom layer of the Matrix pyramid are individual users with their commlinks and **personal area networks** (PANs). These users and PANs wirelessly interact with other PANs and devices all around them in a wireless mesh network.

Every character possesses basic computer and electronics skills. Standard denizens of the Sixth World use their commlinks/PANs on a constant basis to make telecom calls, experience augmented reality, search for data, keep in touch with teammates, and manage their finances.

Commlinks are the ultimate personal networking tool. They are a combination wireless router, cellphone, vidcam, PDA, GPS unit, chip reader, wallet/credstick, and mobile gaming device—all in one easy-to-carry package that can fit inside your pocket.

Commlinks serve as the primary hub for your PAN, allowing you to access and manipulate all of your PAN-connected electronics through your commlink. Commlinks also provide you with instant wireless access to the world around you. Not only can you access data via the Matrix, but you can access the wireless devices and networks in your vicinity.

COMMCODES AND ACCOUNTS

Everyone who uses the Matrix has an access code. Your access code is like a phone number; it's how others know where to reach you online. It's also a way in which you may be tracked. Many parts of the Matrix are open to public access, just like a web page—anyone can go there and view the contents.

In order to enter some **nodes** (devices or networks), however—especially private ones—you must actually log in to an account. The type of account you have determines what actions you can legitimately take on that particular node.

MATRIX PERCEPTION

As already noted, with augmented reality, you do not perceive yourself as "within" the Matrix—you see aspects of the Matrix digitally overlaid upon the real world around you. As such, when you access a node, you do not "go there," but you see an icon of that node "projected" in your vision. In digital terms, your connection is passed from node to node until you reach your destination.

HACKING

While there are legions of important nodes that the public can easily access, for shadowrunners, the nodes they usually need to access the most will be illegal. As such, no shadowrunning team can expect to get by for long without a hacker on their side. Hacking is called for whenever you wish to manipulate the programming of computers and electronics—especially Matrix nodes—in ways that are not authorized.

Hacking is centered around defeating a node's firewall and breaking in. If you successfully hack into the node (a device or network), you'll be able to then attempt to manipulate that computer device or network.

PROGRAMS

Programs are the software tools that you use to make things happen in the Matrix. Programs come in many types. For these quick-start rules, only the Exploit program (to hack in to a protected node) and Attack program (for crashing/controlling an active program once you're inside a node) are used.

MATRIX JARGON

Commlink—The personal computer used by nearly everyone to access wireless services, typically loaded with accessories. Commlinks also serve as the hub of the user's PAN (personal area network). Often just "comm" or "link."

Dead Zone—A location with no wireless networks.

Dot (from DOT, or Digital Object Tag)—Data attached to AROs/icons within augmented reality.

Drone—Unmanned vehicles, typically controlled via direct wireless link or through the Matrix.

Firewall—A program that guards a node from intrusion.

Grid—A series of interlocking networks.

Hacker—Someone who explores and exploits technology in general and the Matrix specifically, often illegally and sometimes with criminal intent.

Icon—The virtual representation of a program in the Matrix.

Intrusion Countermeasures (IC)—Any software program installed in a computer system (host) with the express purpose of protecting that system from unauthorized users. Pronounced "ice."

Jackpoints—Any physical location that provides access to the Matrix by plugging in with a wired connection.

MATRIX JARGON

Matrix—The worldwide telecommunications network.

Meshed—Slang for online, connected to the Matrix.

Mesh Network—A network in which every device on the network is connected to every other device.

Networks—Interacting groups of computerized devices.

Node—Any device or network that can be accessed.

Operating System (OS)—The master program that controls a specific device.

Personal Area Network (PAN)—The network created by all of the wirelessly-linked electronic devices carried on (or within) a person. The commlink is usually the primary hub of this network.

Persona—The “shell” program that represents a user in the Matrix; the user’s icon.

Simsense (aka sim, simstime)—Hardware and programs that enable a person to experience the recorded experiences of someone else.



Programs have variable ratings, normally in the range of 1 to 6. A program’s rating is the number of dice added to the dice pool when that program is used in a test.

MATRIX TESTS

Matrix skill tests use the same skill + attribute dice pool as other tests, except that since you are interfacing with the machine world, you use an appropriate program attribute in place of your character’s attribute.

Hacking In

To hack into a specific node, you make a Hacking + Exploit Test. The Threshold for the test depends upon the node in question. For example, the Threshold for the Stuffer Shack in the adventure (p. 15) would likely only be a 2 (though the gamemaster can increase this value if he feels it appropriate).

Additionally, the gamemaster may decide to apply situational modifiers. For example, if a character is in the middle of a gun battle and attempts to hack into a node, that player may be required to apply a –2 modifier; if the character is in a melee combat, the gamemaster may increase that to a –3 or even –4.

Hacking into a node requires a Complex Action.

Once You Are In

Once you’re inside the node, you then make a Hacking + Attack Test to attack an active program icon, which will crash that program. The Threshold for the test depends upon the active program in question. For example, to stop the cleaning robot working on that spill in aisle 2 in its tracks would only be a Threshold of 1. However, to crash the security cameras (even at a Stuffer Shack) would likely be a Threshold 3. It is up to the gamemaster to determine the exact Threshold based upon what active program is being attacked.

The number of successful hits determines what a player can ultimately accomplish. For example, if a player attempts to crash the security cameras and only nets one success, the cameras simply cease to function. However, if he nets two success, he might be able to loop the image so that the same scene appears over and over again; if someone views the images, they will not notice right away that it’s being manipulated. If he nets four success, he can insert a manufactured image that places four other characters in the Stuffer Shack, and so on. Again, the only limitations are the player’s imagination and the gamemaster’s guidelines of what can be accomplished and how difficult it is to achieve.

Crashing a program requires a Complex Action

MATRIX ROLEPLAYING

It should be noted that compared to the rest of these quick-start rules, the rules for how to use the Matrix are lightly covered. This has been done on purpose, not only to accentuate the roleplaying nature of the Matrix, but also to allow both the players’ and gamemaster’s imaginations to fly during the adventure!

Once players dive into the more fully-fleshed out rules of the Matrix found in *Shadowrun, Twentieth Anniversary Edition*, they’ll find a host of exciting additional rules. For example, in these quick-start rules, players are able to hack into the node of the Stuffer Shack and then manipulate to their heart’s desire, dice rolls allowing. However, the owners of such nodes don’t like hackers manipulating their systems and have security; a node can bite back with just as much deadly power as a manaball spell or high-powered weapon!

SAMPLE CHARACTER EXAMPLE

The Hacker: Stuffer Shack 4.0

Upon entering the Stuffer Shack the gamemaster decides to throw the player characters right into the fire and a gun battle erupts. While the other three characters move to deal directly with the threat, the Hacker does what he does best and hides behind a stack of charcoal bags while he hacks into the Stuffer Shack’s node (as it’s all a wireless network, he doesn’t have to plug in anywhere, but simply uses his commlink to get to work).


During the Hacker’s Action Phase of the first Initiative Pass, the controlling player needs to make a Hacking + Exploit Test. The gamemaster tosses in a –1 modifier for the distraction of the firefight; the Hacker is in the back of the action and not directly targeted, so it’s only a –1. Finally, the gamemaster tells the player that since it’s only a Stuffer Shack node, the Threshold is 2.

The player’s final dice pool is 8 [5 (Hacking skill rating) + 4 (Exploit program rating) – 1 (situation modifier for gun fight) = 8]. He rolls 1, 1, 3, 3, 4, 5, 5, 6. With three successes, the Hacker beats the Threshold and hacks into the Stuffer Shack’s node.

Now it’s really time to down get to business. He’s got to wait until the next Combat Turn when he’s got an Action Phase again (as hacking in required a Complex Action). When it’s his turn, the controlling player decides to crash the lights to give his side an advantage; the Street Samurai and Bounty Hunter both have cybereyes with low-light vision and the Elf Combat Mage has natural low-light vision.

The player needs to make a Hacking + Attack Test. This time, however, one of the NPCs is starting to target the Hacker directly and so the gamemaster ups the situation modifier to –2. However, since it’s only the lights—and not something more important, like the security cameras—the gamemaster leaves the Threshold at 2. The player’s final dice pool is 8 [5 (Hacking skill rating) + 5 (Attack program rating) – 2 (situation modifier for gun fight) = 8]. He spends the complex action and rolls 1, 2, 2, 3, 5, 5, 6, 6. Four hits! This easily crashes the lights and they go out. However, due to the net success of 2 hits [4 (total hits) – 2 (Threshold) = 2] the gamemaster allows the player control of the lights. For example, the Hacker might leave the lights off on his team’s side of the store, while turning the lights on the far side of the store where their attackers are located into a strobe (flashing on and off to distract).

On subsequent Combat Turns, the Hacker can actively engage in combat, or he can continue to find ways to help his team in his own unique fashion. Perhaps he’ll turn on the icy-machine until it spurts sticky slush everywhere for additional distractions, or, after a teammate slides a home-made explosive into the microwave, he’ll turn it on and over-power the setting to blow it and the explosive right as an enemy passes by. The only limits are the player’s imagination!



FOOD FIGHT 4.0

Food Fight 4.0 is a down and dirty rumble with just a tinge of drama, developed to give the gamemaster and players a sense of how the *Shadowrun* rules works.

Don't worry much about roleplaying at this point, just focus on rolling the dice and having some sloppy fun.

Each player should select one of the Sample Characters. The opponents in this scenario are sub-par hitmen, just a step above an average thug, with a few touches of magic and Matrix savvy thrown in to keep things lively.

DIGGING DEEPER

If the characters interrogate any of the hitmen, the story behind the hit comes out:

Mel Cozi, a senior V.P. for the mini-corp Alliance Designs, has been having lady troubles. His former mistress, Brandeen Mettlinger, had his baby six months earlier. Since then, she has been demanding hush money, threatening to reveal the illegitimate son to Mel's wife if the nuyen doesn't continue to flow to her. In order to neutralize his "problem," Mel has employed an amateurish hit squad. In a classic display of "you get what you paid for," one of the assassins lost a bout with morality and hesitated long enough for Brandeen and her son to enter the Stuffer Shack, before detonating her car.

WHAT'S UP, CHUMMER?

The streets of Seattle are dim and hungry, and so are our famished runners. A bit of poor planning has led them to the only 24 hour joint in town: Stuffer Shack. The den of dehydrated delicacies. The vault of varicose victuals. Unfortunately for our hungry, hungry heroes, the Stuffer Shack is about to host a most disturbing assassination attempt.

After our characters have spread throughout the store perusing the lackluster filler on Stuffer Shack's overflowing shelves, Brandeen will enter the store with her wailing offspring, Cody. As the player characters glance up and wrinkle their noses at the late night ruckus, an explosion of staggering proportions erupts from the parking lot blowing in the windows and demolishing the front of the building. Brandeen and Cody are thrown into a remote corner of the store and buried under a row of shelves and packages.

The hit squad consists of four men: Crank and Stoooby, human ex-gangers who provide the muscle for the group; Fornis, a dwarf shaman; and Joeby, Stoooby's scrawny younger brother who serves as the squad's hacker. Stoooby is the leader of this rag-tag bunch.

Following the explosion, Crank, Stoooby, and Fornis step through the crater that was once the entrance of the Stuffer Shack. They begin kicking aside twisted shelving and stuffers as they search the wrecked store for the woman and her infant. Joeby is laid out in the parking lot, thanks to a blow upside the head from his older brother for botching what should have been an easy push-button kill.

Crank and Stoooby begin corralling some of the customers by the frozen goods area, threatening to waste anyone who gets in their way. Fornis moves through the destruction to find Brandeen and Cody. Communications in and out of the Stuffer Shack have been jammed and surveillance shut down, so LoneStar will not arrive anytime soon to thwart the hit.

The damage of the explosion has demolished a large portion of the Stuffer Shack making the search for Brandeen and Cody slow and laborious. The hit men are filled with nervous energy, especially Stoooby, and their frustration and aggression increases the longer it takes for them to discover their target. They feel like their "careers" are riding on the success of this first hit, and they are already in danger of failing. Their desperation grows with each passing second and their trigger fingers get increasingly itchy. The players should feel like their lives are on the line, motivating them to stomp out the hit squad, even if they lack the moral clarity to defend Brandeen and her son.

TELL IT TO THEM STRAIGHT

It's the great equalizer. It'll stop a troll the size of car as easily as the smallest dwarf or the thinnest elf. It ain't a weapon, spell or even a dragon—it's hunger. When it's time to eat, you just gotta get the stuffers into your stomach before you go berserk. What

are stuffers? They used to be called junk food or munchies. They're probably just as good for you as nutrisoy and krill-filler, regardless of those ads from the Nutrition Council.

When the pangs hit, there's only one place to go (especially when the sun rises in about an hour) to find that kind of chow. It's the place everyone loves to hate: Stuffer Shack.

HOOKS

Stress the familiar surroundings. Each Stuffer Shack looks exactly like every other, so the runners probably could navigate the aisles with their eyes closed—not to mention that they've spent so much nuyen in these places over the years that they should own stock. They don't even need to think about what to get, because they always get the same things. A few moments after Brandeen arrives and the explosion occurs, familiarity is gone and utter chaos should reign. It should be loud, shocking and a little disconcerting even for experienced shadowrunners. Use the NPCs in the store to set the tone, both before and after the explosion.

Before the explosion

Vern (the store clerk), eyes half-open, staring blankly at his holo-zine; Veronica (the girlfriend) yapping about this new hair removal cream Vern should use on his back; Dustoo (the ice cream scrounger) peeling off the lid, checking to see if anyone is watching, then dipping his finger into the ice cream and giving it a taste; Jake and Angie (the punks) making out in the aisle while she slips some cans of cat food into her jacket.

After the explosion

Vern knocked unconscious behind the counter; Veronica's whimpers heard from a remote corner; Dustoo desperately trying to squeeze himself into the "safety" of the freezers; Angie clinging to Jake and desperately blubbing "Don't let me die! Don't let me die!"

BEHIND THE SCENES

STUFFER SHACK

The weather in Seattle is normal for this time of year: crummy. Our players have filtered in from the freezing drizzle to satiate their late-night hunger pangs. Water pools on the floor as they drag themselves up and down the phosphorescent aisles killing time before they venture back into the cold grim night. Stress the frightening weather and the desire for warmth and shelter even in a place as discomfiting as the neon Stuffer Shack.

As the players peruse the homogenized offerings of Stuffer Shack you can read them a sampling of merchandise from the Map Key or photocopy the map and key and let them see it for themselves. Encourage the characters to choose what they intend to buy.

WHEN THE CHARACTERS ARRIVE AT THE STUFFER SHACK, READ THE FOLLOWING ALOUD:

Great tracts of neon and fluorescent lights that leech away color to make everything a uniform, dull gray indicate that you have arrived at the home of synth-alcohol, soykaf, porno-simchips, Holohayo 3D greeting cards, pneumatic fluid for your bike, cheap fetish trinkets for the magical wannabes, soygits, and a full line of stuffers with no redeeming nutritional or social value. Yep, the good ol' Stuffer Shack, home to a smell you can't recognize (and probably don't want to) and thousands of nuyen worth of stomach-rotting chow. As an added benefit, it's open 24-7-365.

The store clerk is flipping through a holo-zine as his girlfriend sits on a stool next to the counter babbling incessantly about her completely uneventful day. A young couple in full punk regalia is shopping sullenly for cat food. A thin nervous man searches the ice-cream cases frantically as though his life hung in the balance.

In other words, everything is normal for a Stuffer Shack, even at 4 am.

HACKING STUFFER SHACK

The person playing the Hacker might need some hints before he or she can really take advantage of the Hacker's radical

Augmented Reality abilities. Here are some ideas for cool stuff the Hacker can do to cause a ruckus in the Stuffer Shack! If you need to, drop them some hints so they can unlock their inner potential!

1. Take control of the floor-waxing drone and pilot it around, crashing it into people or blocking their path.
2. Hijack a nearby car and drive it remotely.
3. Unlock various shelves in the store, such as the first aid supplies in Aisle 6 or the Simchips in Aisle 9.
4. Remotely activating the PanicButton alarm system.
5. Unlocking the rear doors in Section H.
6. Set any of the machines in Section E to dispense Shmoozies, Soykaf, and more—until it's all over the floor—slip and slide, baby!

WHO'S ON THE INSIDE

The NPCs in the Stuffer Shack and their location in the store appear below. Any specific gear or skills are noted in the descriptions of the non-player characters.

Store Occupants

Vern is the checkout clerk, a complete loser. After the explosion he is blasted into the cigarette rack and knocked unconscious. The Remington 990 shotgun, with 8 shots, [Longarms Skill 1; Damage 7P, AP: -1, Range: 0-10m (S, -0), 11-40m (M, -1)] that was under the counter got knocked onto the floor, just a few feet away from Veronica.

Veronica is Vern's homely, pudgy dwarf girlfriend. She is cowering behind a collapse holo-zine rack and whimpers quietly to herself throughout the ordeal. She will do whatever the hit squad orders her to do with minimal fuss. Veronica will not use the shotgun, but she may be coaxed into tossing it to a player if she believes they are there to help.

Dustoo Gorse is a mousy human technophile who's out shopping for his overbearing and bossy wife. He is desperately searching for pickle flavored ice cream as the explosion hits and will remain timid throughout. His attempts to crawl into the freezer to hide should provide some comic relief.

Jack and Angie Scatman are in Aisle 7 buying cat food. Jack and Angie are rocker royalty wannabes. Jack is dressed head to toe in skin-tight white leather pants, a sleeveless white leather shirt and a white fringed leather vest. He also has several kilograms of FauxGold™ jewelry hanging around his neck. Angie is wearing a skin-tight black leather jumpsuit featuring about forty-two working zippers and with nearly eight meters of mesh chain wrapped around her body and appendages. Jack has a Colt America L36, a light pistol with 11 shots, [Pistol Skill 1; Damage 4P, AP: 0, Range: 0-5m (S, -0), 6-15m (M, -1)] in his white leather boot. He will not use the weapon, unless he feels the tide of the battle is turning in favor of the store occupants, then his courage will bloom and he may join in the fight against the hit squad.

Brandeen is a young, mildly attractive elf woman who looks like she hasn't slept in about two weeks. **Cody**, her son with good ol' Mel Cozi, is a non-stop screeching crier. However, fortunately for Brandeen and Cody, the explosion and the trauma of being hurtled through the store by the blast, has finally kept him quiet ... at least for a little while. They are buried under packages and a collapsed section of shelving obscures her from view. It takes Brandeen 5 Combat Turns to come back from the initial shock, but she will remain silent and still, sensing that it is probably better to stay hidden than call for help. She definitely suspects she may be the target of this attack. If any players stumble across her and try to help, she will immediately assume they are out to get her and she will resist unless the player can persuade her to trust them. It will take the hit squad about 3-4 minutes to find her, so if the runners do not retaliate within that time, she and Cody are toast.

Hit Squad

Stooby and Crank are the muscle of this operation. Former gangsters, they dress the role—lotsa leather, chains, tattoos. They storm into the store, kicking over shelves and debris trying to locate Brandeen and Cody. As they encounter people, they wave guns in their faces and order them to stand by the refrigeration aisle. Stooby is particularly ugly, not from any scars or deformities ... just UGLY! They will do a lot of shouting and threatening—"Ya don't cooperate, yer dead!"

Joeby is the hit man with a conscience. He couldn't bring himself to activate the car bomb, and his brother Stooby knocked him over the head, snagged the detonation device, and set off the bomb ... too late of course. Joeby will regain consciousness after 10 Combat Turns and stumble through the blasted storefront. Even after the bullying by his brother, he will come to Stooby's aid if he feels like his brother's life is threatened. Joeby isn't much of a fighter, but his hacking skills could make him difficult to deal with—activating the sprinkler system, killing the lights, etc.

Fornis isn't quite sure how he got roped into this, but the hit squad wanted to have a little magic to back them up, so, through a friend of a friend of a guy who knows a guy, Fornis got a call from Stooby and decided to make some "easy" nuyen. He will actually be slightly apologetic to people he encounters, telling them he doesn't really want to hurt any innocent people. However, once he meets resistance and feels his life is threatened, he will become extremely hostile and even vulgar once he starts slinging spells.

BRING ON THE NOISE!

Once the players get inside the Stuffer Shack, ask where they are going. Once they reach those sections, Brandeen enters the store. Dustoo frantically opens and closes freezer doors, examining containers of ice cream with an insane level of scrutiny. Vern yawns in boredom as Veronica chats endlessly and files the nails on her stubby fingers.

Once Brandeen is a few feet inside the store, the explosion from the parking lot erupts, tearing a gaping hole in the front of the store, near Aisle 1 and Aisle 2. Just before, the explosion Joeby hacks the store's security system, disabling all four cameras. Broken glass, smoke, a few small fires flickering. The three or four aisles closest to the impact are demolished. Vern is knocked senseless into the cigarette display and the counter is blasted apart. Veronica is blown onto the floor away from the counter and begins whimpering. Dustoo, in a complete panic, is trying to crawl into the freezer shelves for safety. Any character within 15 feet of the impact is knocked to the ground, and buried under a small pile of product rubble.

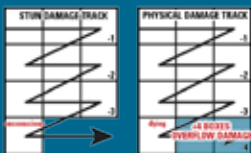
The players may now roll for Initiative.

AFTER BRANDEEN ENTERS THE STORE READ THE FOLLOWING

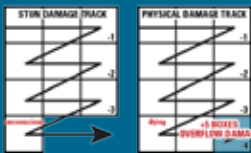
You look up as a mildly attractive elf woman enters the store with a wailing child in tow. You and the other clientele of the Stuffer Shack wrinkle your noses at the offending noise, which is spoiling the remnants of your Saturday night stupor. Suddenly a violent explosion erupts from the parking lot spraying glass and Stuffers across the room. The wall caves in and dangling fluorescent lamps spray sparks as they sway precariously.

After a few moments of shocked silence, two large figures step through the gaping blast hole that used to be the front of the Stuffer Shack, guns drawn, faces tense. The uglier of the two shouts, "None of ya's is gonna get hurt if ya keep yer yaps shut and stay outta the way. Now tell me where the lady with tha baby is and you all is gonna live to see sunrise."

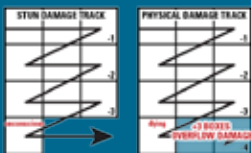
STOOBY



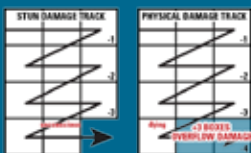
CRANK



JOEBY



FORNIS



DEBUGGING

Shadowrun can be a deadly game; if you think the player characters might be slaughtered, consider using one of the following options to keep them alive: Have the hit squad stop shooting at any character who appears down; The hit squad splits after killing Brandeen and Cody; if they hear sirens in the distance nearing the scene; or if two or more of them are badly wounded.

STATS

In skill listings, numbers in brackets are the final dice pool, linked skill + attribute rating.

Stooby

B A R S C I L W IP
4 5 4 4(6) 2 3 3 4 1
Skills: Clubs 3 [8], Dodge 1 [5], Intimidation 3 [5], Pistols 3 [8], Unarmed Combat 2 [7]

Equipment:

Ares Predator IV
[Damage: 5P; AP: -1; Heavy Pistol, Range, 0-5m (S, -0), 6-20m (M, -1)]
5 clips of Ammo (15 shots per clip)
Armor Jacket (Ballistic/Impact: 8/6)
Cyberware: Right Cyberarm (S +2)

Crank

B A R S C I L W IP
5 3 3 5(6) 2 2 2 3 1
Skills: Automatics 2 [5], Blades 3 [6], Dodge 1 [4], Intimidation 3 [5], Unarmed Combat 3 [6]

Equipment:

AK-97 Carbine
[Damage: 5P; AP: -0; Sub-Machine Gun, 0-10m (S, -0), 11-40m (M, -1)]
5 clips of Ammo (30 shots per clip)
Armor Vest (Ballistic/Impact: 6/4)

Joeby

B A R S C I L W IP
3 4 5 3 3 4 4 4 1
Skills: Dodge 2 [7], Hacking 4 [8], Perception 3 [7], Pistols 2 [6], Unarmed Combat 2 [6]

Equipment:

Ares Predator IV
[Damage: 5P; AP: -1; Heavy Pistol, Range, 0-5m (S, -0), 6-20m (M, -1)]
5 clips of Ammo (15 shots per clip)
Armor Vest (Ballistic/Impact: 6/4)
Novatech Airware Commlink w/Mangadyne Deva OS

Programs: Attack 4, Exploit 4

Fornis

B A R S C I L W M IP
3 3 3 3 3 3 5 5 4 1
Skills: Counterspelling 2 [6], Perception 2 [5], Pistols 2 [5], Spellcasting 3 [7]

Spells:

Armor

[Type: P; Range: LOS; Duration: Sustained; both Ballistic and Impact protection equal to hits scored, cumulative with worn armor)]

Confusion

[Type: M; Range: LOS; Duration: Sustained; -1 dice pool modifier to target per hit]

Ice Sheet

[Type: P; Range: LOS (Area); Duration: Instant; crossing ice requires Agility + Reaction Test, Threshold equal to hits, to avoid falling]

Manabolt

[Type: M; Range: LOS; Damage: (equal to hits)P];
Duration: Instant]

Equipment:

Fichetti Security 600 Light Pistol
[Damage: 4P; AP: 0; Light Pistol, Range, 0-5m (S, -0), 6-15m (M, -1)]
5 clips of Ammo (30 shots per clip)

SUPERMARKET SWEEP

A supermarket is a dynamic battleground. Things break. Stuff spills. Colorful substances spurt all over the place. Every time someone fires their gun, roll 1D6 and consult the Food Fight Table to see what breaks and the effect it has on the fight. If the shot is made in Semi-Automatic mode, add +1 to the first roll. Then roll 2D6 to determine what the explosion looks like. When the players take a shot, let them roll for the result on the Food Fight Table.

The result of the roll are cumulative over time. In other words, on a die roll result of 4-5 the target will suffer a -1 Dice Pool Modifier. If, later, he's unlucky enough to be standing near an area where a 2-3 modifier was rolled, he'll be suffering a -2 Dice Pool Modifier until he can get out of that area, when it will return to a mere -1.

CLEANING UP

Because shadowrunners are usually more professional than this crop of amateur hit men, the runner team should come out on top. The badges are on the way in response to the disturbance, and the shadowrunners most likely feel no urge to explain to Knight Errant why they were packing all that hardware. Police statements create a permanent record ("Just what is your System Identification Number, citizen?"), which means there is going to be too much light around here for those who prefer the shadows.

If Vern is still alive by the end of the battle he will be too panicked at the state of his shop and the future of his career to pay much attention to any looting or corpses in the local vicinity. If his girlfriend Veronica survives, she will immediately begin babbling the details of the encounter to her shell-shocked boyfriend, or anyone that will listen.

The store is in such disarray that any items found on the ground that are not destroyed may be pocketed. Nothing too valuable will be available though.

MORE DEBUGGING
DOCWAGON

Also remember that the Bounty Hunter and Street Samurai have DocWagon contracts, which will bring them medical care if they signal for it or fall unconscious.

FUTURE WORK

If Brandeen survives, she will thank the runners profusely for saving her and Cody's life, and may even try to explain her theory concerning the attack (which would be the truth) and possibly look to enlist the runners for some payback against Mel

FOOD FIGHT TABLE

Die Roll	Result
1	Nothing breaks
2-3	Glop splashes all over the target and anyone within 2 meters of him. Characters and NPCs in that area suffer a -1 Dice Pool Modifier.
4-5	So much glop splashes over the target that his face and arms are completely covered. He now suffers a -1 Dice Pool Modifier to all actions as a result of impaired visibility.
6	Pyrotechnics! Not only does stuff explode all over the target character(s) and anyone else in the vicinity, but the damage causes a secondary effect: falling cans, exploding light fixtures, chemical reactions—let your imagination run wild. The target character rolls Dodge + Reaction to evade 3S damage from this effect.

Roll 2D6 for each column, then add and use the results to describe the mess!

Die Roll	Color	Consistency	Type
2	Black	Chunky	Liquid
3	Blue	Fizzy	Meat
4	Green	Lumpy	Metal
5	Orange	Smelly	Plastic
6	Pink	Soft	Powder
7	Purple	Spongy	Vegetable
8	Red	Sticky	Liquid
9	White	Sudsy	Meat
10	Yellow	Syrupy	Metal
11	Clear	Thick	Plastic
12	Multi-color	Choose 2	Powder



COMBAT TURN SEQUENCE

1. Roll Initiative

Initiative Score = Initiative attribute + hits

2. Begin First Initiative Pass

Characters act in turn from highest Initiative Score to lowest

3. Begin Action Phase

A. Declare Actions. Each character may take 1 Complex Action or 2 Simple Actions during their Action Phase. Each character also gets 1 Free Action to be taken in this phase or during any subsequent phase in the Combat Turn.

B. Resolve Actions.

4. Declare and Resolve Actions of Remaining Characters

5. Begin Next Initiative Pass

Characters who have more than one Initiative Pass may go again. Repeat this cycle for characters who get a third or fourth pass as well.

6. Begin New Combat Turn

RANGED COMBAT MODIFIERS TABLE

Situation	Dice Pool Modifier
Attacker Running	-2
Attacker in Melee Combat	-3
Attacker in a moving Vehicle	-3
Attacker firing from cover	-2
Attacker wounded	-wound modifiers (p. XX)
Attacker using laser sight	+1*
Attacker using smartlinked weapon	+2*
Attacker using image magnification	eliminates range modifiers (p. XX)
Attacker using second firearm	splits dice pool
Attacker using off-hand weapon	-2
Aimed Shot	+1 per Simple Action
Blind Fire	-6
Multiple Targets	-2 per additional target that Action Phase
Target has partial cover	+2**
Target has good cover	+4**
Visibility Impaired	see Visibility Table

*Note that the bonuses for laser sights and smartlinks are not cumulative.

**Note that the modifier applies to the Target's dice pool for dodging a ranged attack.

DIFFICULTY TABLE

Difficulty	Threshold
Easy	1
Average	2
Hard	3
Extreme	5+

PERCEPTION TEST THRESHOLDS

Item/Event Is:	Threshold
Obvious/Large/Loud	1
Normal	2
Obscured/Small/Muffled	3
Hidden/Micro/Silent	5+

SPELLCASTING BY THE NUMBERS

Step 1: Choose a Spell

Step 2: Choose the Force up to the caster's Magic attribute (for Stun damage for drain) or up to twice the caster's Magic Attribute (for Physical Damage for drain)

Step 3: Choose a Target within the Caster's Line of Sight or Touch Range

Step 4: Roll Magic + Spellcasting Net successes count up to the Force of the spell.

Step 5: Determine Effect (see spell description)

Step 6: Resist Drain Depending on magic tradition, Caster will either roll Willpower + Charisma or Willpower + Intuition to resist the Drain Value as indicated in the spell description

Step 7: Determine Ongoing Effects (-2 sustaining modifier per sustained spell).

MELEE MODIFIERS TABLE

Situation	Dice Pool Modifier
Attacker making charging attack	+2
Character wounded	-wound modifier (p. XX)
Character has longer Reach	+1 per point of Net Reach*
Character using off-hand weapon	-2
Character attacking multiple targets	Splits dice pool
Character has superior position	+2
Opponent prone	+3
Friends in the melee	+1 per friend (max +4)
Defender receiving a charge	+1
Visibility impaired	see Visibility Table

*You may apply Reach as a -1 dice pool modifier per net point to the opponent instead

PERCEPTION TEST MODIFIERS

Situation	Dice Pool Modifier
Perceiver is distracted	-2
Perceiver is actively looking/listening for it	+3
Object/sound not in immediate vicinity	-2
Object/sound far away	-3
Object/sound stands out in some way	+2
Interfering sight/odor/sound	-2
Perceiver has active enhancements	+rating
Perceiver using Virtual Reality	-6

VISIBILITY MODIFIERS TABLE

Visibility Modifiers	Normal	Low-Light	Thermographic	Ultrasound
Full Darkness	-6	-6	-3	-3
Partial Light	-2	0	-2	-1
Glare	-1	-1	-1	0
Light Fog/Mist/Rain/Smoke	-2	-1	0	-1
Heavy Fog/Mist/Rain/Smoke	-4	-2	-2	-2
Thermal Smoke	-4	-2	-6	-2

DEFENSE MODIFIERS TABLE

Situation	Dice Pool Modifier
Defender unaware of attack	No defense possible
Defender wounded	-wound modifier (p. 10)
Defender inside a moving vehicle	+3
Defender has defended against previous attacks since last action	-1 per additional defense
Defender prone	-2
<i>Ranged Attacks only:</i>	
Defender running	+2
Defender in melee targeted by ranged attack	-3



WHERE MAN MEETS MAGIC & MACHINE



SHADOWRUN, TWENTIETH ANNIVERSARY EDITION

The year is 2072. Magic has returned and creatures of myth and legend walk among us as megacorps bleed the world dry. You're a shadowrunner—a deniable asset, a corporate pawn—using bleeding-edge science and magic to make your meat body and mind better-than-flesh. Stay on the edge, and you may survive. This full-color hardcover features stunning artwork and minor rules tweaks—it's the best version of *Shadowrun*. Ever.

SIXTH WORLD ALMANAC

What was the VITAS outbreak like for the people who were there? What was Renraku Arcology—and its operating software—like before it became a total nightmare? How does it feel to get off a plane and set foot in the ghoulish kingdom of Asamondo?

The *Sixth World Almanac* is the ultimate compendium of Sixth World energy, history, and geography. With the most detailed timeline in *Shadowrun's* history and write-ups of nearly forty major nations, this book immerses players and gamemasters in the Sixth World deeper than they have ever been.

RUNNER'S TOOLKIT

Beyond skills and instincts, the proper kit will see a runner through almost any situation. The difference between dropping nuyen in your pocket and street cred to your name, and an ignominious death. *Runner's Toolkit* provides a plethora of tools for both gamemasters and players to make running easier than ever.



To learn more about the fantastic *Shadowrun* world, visit www.shadowrun4.com

Visit your local game store to purchase the *Shadowrun* items you're looking for; if they do not have an item, order it through them (feel free to let the store know about www.catalystgameslabs.com, where they can find a complete list of distributors used by Catalyst Game Labs). Players can also visit www.battlecorps.com/catalog to buy online.

©2011. All Rights Reserved. Shadowrun and all Shadowrun product titles listed herein are registered trademarks and/or trademarks of The Topps Company, Inc., in the United States and/or other countries. Catalyst Game Labs and the Catalyst Game Labs logo are trademarks of InMediaRes Productions, LLC. Printed in the USA.

WRITING: SR4 WRITERS + DAVIDSON COLE & RANDALL BILLS; **ARTWORK:** ECHO CHERNIK, SHANE COPPAGE, FERGUS DUGGAN, STEVE ELLIS & MICHAEL KOMARCK **LAYOUT:** ADAM JURY (PROPS TO JASON & MICHAELA & DAVID!) **SPECIAL THANKS:** ROB BOYLE, JOHN DUNN, PETER TAYLOR

UPDATED QSR | WRITING: JASON HARDY & MICHAEL WICH
LAYOUT TWEAKS: MATT HEERDT